



URBAN COMPETITION CONDITIONS AND RULES

2025

(with rule changes and amendments since 2011, identified in Attachment C, page 43)

Contents

RULE 1.	ELIGIBILITY TO COMPETE – SENIOR BRIGADES.....	5
RULE 2.	SENIOR MEMBERS ELIGIBLE TO COMPETE	5
RULE 3.	ELIGIBILITY TO COMPETE – JUNIOR BRIGADES	5
RULE 4.	JUNIOR MEMBERS ELIGIBLE TO COMPETE	6
RULE 5.	AGE FOR JUNIOR MEMBERS	6
RULE 6.	COMBINED TEAMS	6
RULE 7.	BORROWING A COMPETITOR	6
RULE 8.	REGULATIONS OF	8
	- APPLIANCES AND EQUIPMENT	8
	- CONDITIONS AND RULES	8
	- UNSEEMLY BEHAVIOUR.....	8
	- ENCROACHING ON RUNNING TRACK.....	8
	- TIMES FOR WEIGHING REELS/TESTING HYDRANTS/TIMING WATER	8
RULE 9.	AGGREGATE POINTS & RECORDS	9
RULE 10.	GRADING OF SENIOR TEAMS.....	9
RULE 10A	FEMALE SECTION EVENTS	10
RULE 11.	ROLL CALL – COMPETITORS	10
RULE 12.	DRAW FOR COMPETING	10
RULE 13.	COMPETING IN PAIRS AND AGAINST TIME.....	10
RULE 14.	TIEING OF EVENTS.....	11
RULE 15.	INTERFERENCE WITH TEAMS.....	11
RULE 16.	COMPETITORS DISABLED ON TRACK	11
RULE 17.	DISCONNECTION OF EQUIPMENT	11
RULE 18.	PROTESTS	11
RULE 19.	DRESS	12
RULE 20.	BRANCHES	12
RULE 21.	COUPLINGS.....	12
RULE 22.	‘Y’ COUPLING.....	13
RULE 23.	CROSSED BRANCH, COUPLING OR INCORRECTLY SET HYDRANT.....	13
RULE 24.	HYDRANT	13
RULE 25.	THREADS ON BRANCHES, COUPLINGS, HYDRANTS AND ‘Y’	14
RULE 26.	REELS	14
RULE 27.	HOSES.....	15
RULE 28.	LADDERS – GENERAL, HARNESS & SAFETY HELMETS	16
RULE 29.	LADDER STAND	17
RULE 30.	DISCS	17
RULE 31.	PLUGS	17

RULE 32.	LINE MARKING COMPETITION TRACK	17
OFFICIALS		18
RULE 33.	GENERAL CONDITIONS.....	18
RULE 34.	ANNOUNCERS.....	18
RULE 35.	COMMUNICATIONS.....	18
RULE 36.	EXAMINERS.....	18
RULE 37.	JUDGES.....	18
RULE 38.	MARSHALLING	20
RULE 39.	RECORDERS	20
RULE 40.	STARTING.....	20
RULE 41.	TIMEKEEPING	21
RULE 42.	CHAMPIONSHIPS CO-ORDINATOR	21
RULE 43.	TRACK MASTER	22
RULE 44.	TRACK MARSHALLS.....	22
EVENTS – RULES AND CONDITIONS		23
RULE 45.	DISCIPLINE CONTEST.....	23
RULE 46.	TORCHLIGHT PROCESSION.....	23
RULE 47.	LADDER RACE EVENT – ONE COMPETITOR.....	23
RULE 48.	HOSE AND LADDER EVENT – ONE COMPETITOR	23
RULE 49.	MARSHALL EVENT – ONE COMPETITOR.....	24
RULE 50.	MARSHALL EVENT – TWO COMPETITORS	24
RULE 51.	‘Y’ COUPLING EVENT – ONE COMPETITOR	25
RULE 52.	‘Y’ COUPLING EVENT – TWO COMPETITORS.....	25
RULE 53.	‘Y’ COUPLING EVENT – FOUR COMPETITORS	26
RULE 54.	FLAKED HOSE EVENT – ONE COMPETITOR.....	27
RULE 55.	FLAKED HOSE EVENT – TWO COMPETITORS	27
RULE 56.	HYDRANT RACE – ONE COMPETITOR	27
RULE 57.	HYDRANT RACE – ONE COMPETITOR (FOR JUNIORS UNDER 14 YEARS)	27
RULE 58.	REEL RACE – TWO COMPETITORS	27
RULE 59.	WET HOSE EVENT – TWO COMPETITORS.....	28
RULE 60.	WET HOSE – STRIKING FIRST & SECOND DISC EVENT – FOUR COMPETITORS	28
RULE 61.	WET HOSE – STRIKING SECOND DISC EVENT – FOUR COMPETITORS.....	29
RULE 62.	WET HOSE FOUR COMPETITORS STRIKING ONE DISC TWICE	29
RULE 63.	HOSE AND REEL FOURS EVENT	30
RULE 64.	HOSE AND REEL SIXES EVENT	30
RULE 65.	HOSE AND REEL EIGHTS EVENT.....	30
RULE 66.	HOSE AND LADDER EIGHTS EVENT.....	30
RULE 67.	HOSE AND LADDER FIVES EVENT	31

RULE 68.	‘Y’ COUPLING AND LADDER EIGHTS EVENT	31
RULE 69.	DISABLED HOSE AND REEL SIXES EVENT	32
RULE 70.	HOSE, HYDRANT AND PUMPER EVENT – FOUR COMPETITORS	32
RULE 71.	PUMPER AND LADDER – FIVE COMPETITORS	34
RULE 72.	HYDRANT AND TANKER EVENT – FOUR COMPETITORS	36
RULE 73.	WET HOSE STRIKING ONE DISC TWICE WITH REMOVABLE BACK CAP – FOUR COMPETITORS 37	
RULE 74.	‘Y’ COUPLING SIX COMPETITORS EVENT	38
APPENDIX AND ATTACHMENTS		39
APPENDIX – LIST OF ASSOCIATION SPECIFICATIONS		39
ATTACHMENT A – COMPETITION REEL SPECIFICATIONS		40
ATTACHMENT B – MARSHALL EVENTS		42
ATTACHMENT C – RULE CHANGES & AMENDMENTS HISTORY		44

VFBV STATE URBAN CHAMPIONSHIP COMPETITION RULES AND CONDITIONS GOVERNING RULES AND CONDITIONS

RULE 1. ELIGIBILITY TO COMPETE – SENIOR BRIGADES

- a) The undermentioned Fire Brigades (but no others) shall be eligible to enter one or more teams at the discretion of the Association, for each competition event at the Annual Championships, viz.
 - i. All Fire Brigades registered by the Country Fire Authority and on the Register prior to the Championships.
 - ii. Fire Brigades from Victoria and other brigades approved by the Association provided that their teams compete in the relevant sections as determined by the Association.
- b) An entry form and appropriate entry fee must be lodged with the Association in the form and manner from time to time prescribed.
- c) No Brigade shall be allowed to compete in any Track Event at any Annual State Association Championship, Zone, District Council, District Association or Brigade conducted competitions unless it is a financial member of the Association on the first day of September preceding such competitions or Championships.
- d) A Senior brigade must have a minimum of 10 competitors to enter two teams in the State Championships.

RULE 2. SENIOR MEMBERS ELIGIBLE TO COMPETE

The undermentioned members of the respective brigades (but no others) shall be eligible to compete at the Annual State Senior Championship:

- a) Volunteer Members from each Brigade who must:
 - i. be aged sixteen (16) years or over and have been elected as a General member of their respective brigade;
 - ii. and registered with the Country Fire Authority.
- b) Career staff may compete with a brigade of their choosing subject to the approval of any brigade they are appointed to or are a member of.
- c) No member with restrictions placed on their capabilities shall be eligible to compete unless the restricted member's Brigade has the approval of the Country Fire Authority.
- d) No member suspended by the Country Fire Authority shall be eligible to take part in any brigade or association activities involved with competitions during the period of suspension.

RULE 3. ELIGIBILITY TO COMPETE – JUNIOR BRIGADES

- a) The undermentioned Junior Fire Brigades (but no others) shall be eligible to enter one or more teams at the discretion of the Association, for each competition event at the Annual State Junior Championship:
 - i. All Junior Fire Brigades registered by the Country Fire Authority and on the Register prior to the Championships.
 - ii. Junior Fire Brigades from Victoria and other Brigades approved by the Association.
- b) An entry form and appropriate entry fee must be lodged with the Association in the form and manner from time to time prescribed.
- c) A registration form as from time to time prescribed to be completed and lodged with the Association providing required accurate information and name and age of each junior member and brigade member to compete in competition events.

- d) No Junior Brigade shall be allowed to compete in any Junior event at any Annual State Association Championship, Zone, District Council, District Association or brigade conducted Competitions unless it is affiliated with the Association on the first day of September preceding such Championship or Competition.
- e) A Junior Brigade must have a minimum of seven competitors in the respective age group to enter two Teams and a minimum of eleven competitors to enter three teams.

RULE 4. JUNIOR MEMBERS ELIGIBLE TO COMPETE

- a) The undermentioned members of the respective brigades shall be eligible to compete at the Annual State Junior Championships:
 - i. Junior Members from each brigade and registered with the Country Fire Authority prior to the Championships.
 - ii. Junior Members of other brigades who must be financial members of their respective Association and being members of their brigades prior to the Championships.

b) BRIGADE MEMBERS ELIGIBLE TO COMPETE

Brigade members aged sixteen (16) years and registered by the Country Fire Authority (CFA) prior to the Championships are eligible to compete in junior competition events.

RULE 5. AGE FOR JUNIOR MEMBERS

- a) Juniors competing in the Under 14 years events shall be aged 11 years; and to be under 14 years on the 1st October immediately preceding the Championships.
- b) Junior and brigade members competing in the under 17 years events shall be aged 11 years and under the age of 17 years on the 1st October immediately preceding the Championships.

RULE 6. COMBINED TEAMS

- a) Where a Brigade does not have sufficient competitors in its own right to compete at the Junior or Senior State Championships, it may combine with similar placed brigade/s for that particular year. Permission must be obtained from the Association and a list of competitors comprising the combined team supplied with the request. Permission must be obtained each year. If additional team members become available to compete after approval has been obtained from the Association, the Association must be advised of the name of the competitor(s).
- b) Competitors in a combined team must compete in their own brigade uniform, however brigades running as a combined team are allowed to compete in a team shirt with their combined team name, and a new combined number to be allocated by the Association starting from C01.
- c) The Association may review the approval granted for the combined team at any time during the year or competition season based on the performance of the combined team and number of members competing.
- d) Brigades who have competed as a combined team for a minimum of two consecutive years are eligible to win the Grand Aggregate in their third year of competition as a combined team.
- e) If Senior Brigades cease to compete as a combined team, the Association will determine the appropriate Class for each brigade.

RULE 7. BORROWING A COMPETITOR

Senior State Championships

Competitors may be borrowed from non-competing brigades for the season subject to the written approval of the Association and their brigade. A non-competing brigade is a brigade which is not competing at competitions or Championships during the current competition season. The borrowed competitors to compete in the uniform of the team they are competing with and can compete in any position.

Where a team has less than the required number of competitors to complete a team at competitions and Championships, competitors cannot be borrowed from a competing team/s for Four competitor or less events, but competitors may be borrowed from a competing team/s as set out below:

- a) Five competitor events: Teams can borrow One competitor, but not in the positions of:
 - Hose and Ladder Fives: Ladder Competitor
 - Pumper and Ladder: Pump Operator or Ladder Competitor
- b) Six competitor events: Teams can borrow Two competitors, but not in the positions of:
 - Hose and Reel Sixes: Hydrant or Second Coupling
 - Y Coupling Six Competitors: First Branch or Second Coupler
- c) Eight competitor events: Teams can borrow Three competitors, but not in the positions of:
 - Hose and Reel Eights: Hydrant or Second Coupling
 - Hose and Ladder Eights: Ladder Competitor or footing of ladder
 - Y Coupling and Ladder Eights: First Branch, Second Coupler or Ladder
- d) Up to Three competitors may be borrowed from a competing team/s for the Torchlight Procession, and up to Three competitors may be borrowed from a competing team/s in any Section for the Discipline Contest, but not from one of the top 5 teams in each Section in the Discipline Contest from the previous year.
- e) The rules for borrowing also apply where a Brigade enters two or more Teams.
Where a Brigade enters more than one team, a borrowed competitor cannot be used in Team A where a Brigade has two teams, or in Team A or Team B where a Brigade enters three teams, without the written approval of the Association. The same rationale applies where a Brigade enters more than three teams. Brigades should attempt to borrow from their own brigade in the first instance.
- f) In special circumstances which may include on safety grounds, teams may apply for a borrowed competitor to compete in a position which is not permitted under Rule 7(a), (b) or (c). Application must be made to the Association office on the day.

g) FEMALE SECTION EVENTS

- i. Teams entering in the female section events are able to borrow one competitor for four competitor events.
- ii. The same borrowed competitor must be used by a team for all female section events at the State Championship.
- iii. Each borrowed competitor can only be borrowed by the one team at the State Championship, this competitor is eligible to compete with their own team but no others at the State Championship.
- iv. The borrowed competitor must abide by the following conditions for each event:
 - Y Coupling Four Competitors: can compete in any position except First coupling
 - Hose, Hydrant and Pumper: can compete in any position except Pump Operator
 - Hydrant and Tanker: can compete in any position except Pump Operator
 - Wet Hose Striking First Disc Twice: can only compete as the First branch competitor.

Junior State Championships

Competitors in each age Section may be borrowed from non-competing brigades subject to written approval of the Association and their brigade, and can compete in any position. All team members to compete in the uniform of the competing team. A non-competing brigade is a brigade which is not competing at competitions or Championships during the current competition season.

Where a team has less than the required number of competitors to complete a team at competitions and Championships, competitors may be borrowed as set out below:

- a) On the day of a Championship, a team with insufficient numbers to compete in the 4 competitor events, may:
 - i. in Under 14 Years Section, borrow one competitor from competing teams,
 - ii. in Under 17 Years Section if the team has no Under 14 Years competitors, borrow one Under 14 Years competitor from competing teams.
- b) A borrowed Under 14 Years competitor may compete in the same event both age sections.
- c) The rules for borrowing also apply where a Brigade enters 2 or 3 Junior Teams. Where a Brigade enters more than one team, a borrowed competitor cannot be used in Team A where a Brigade has two teams, or in Team A or Team B where a Brigade enters three teams, without the approval of the Association. The same rationale applies where a Brigade enters more than three teams.

RULE 8. REGULATIONS OF

- APPLIANCES AND EQUIPMENT

- CONDITIONS AND RULES

- UNSEEMLY BEHAVIOUR

- ENCROACHING ON RUNNING TRACK

- TIMES FOR WEIGHING REELS/TESTING HYDRANTS/TIMING WATER

All Appliances and Equipment to be of the Association's written and/or drawn standards and conform to the general rules and conditions of the Association.

- a) Conditions and Rules for competition events must be adhered to by participating teams and shall be strictly enforced by the Association.
- b) The penalty for any breach of these Rules or the conditions for each event, except where otherwise specified, shall be disqualification of the team, or competitor, as the case may be, for the event.
- c) When equipment is being judged, hydrants, branches and couplings shall be hand tight or within 13mm thereof, except where otherwise stated.
- d) The Association shall have the power to alter the order of running of the various events or of the teams.
- e) An incident of bad language or unseemly behaviour by a competitor or competitors on the competition track must be reported to the Track Master who may disqualify the competitor or team from the event being conducted and/or subsequent events.
- f) Any brigade member encroaching on running track or running enclosure and failing to move off same on order of Track Master or Association Official may cause disqualification of their team.
- g) Any incident of equipment being thrown or abused may result in disqualification of a competitor or team.
- h) At Senior State Championships the following equipment shall be tested, weighed and suitably marked or officially recorded, on Friday between 1500 and 1730 hours and Saturday, Sunday and Monday between 0700 and 0815 hours, at the following locations subject to alteration by the Association:

Main Track – Hydrants; Back Caps

Testing Station (roll on area) – Branches; Dummies; Ladder Harness; Reels; 'Y' piece

All of the above equipment may be subject to random checks during the Championships.

- i) At Senior State Championships, hydrants will be weighed, tested, sealed and officially recorded at the same time as the testing of hose reels e.g. Rule 8 (h). Hydrants may be rechecked during events if

considered necessary. At Junior State Championships, similar times will occur on Friday, Saturday and Sunday.

- j) No Competition shall be conducted if water supply does not comply with the Association's requirement of not less than 4.0 seconds through a 27.432 metre length of approved competition hose.
- k) Timing of water at the State Championships will take place prior to 8.15am each morning of the Championships, subject to alteration by the Association if required.

RULE 9. AGGREGATE POINTS & RECORDS

a) SENIOR BRIGADE CHAMPIONSHIPS

Points for Grand Aggregate in 'A' Section, and for Section Aggregates in 'A', 'B', 'C' and Female Sections, shall cover all events and shall be compiled as follows:

Marshall Event - One Competitor, Marshall Event - Two Competitors, Ladder Race Event - One Competitor, Hose and Ladder Event - One Competitor, 'Y' Coupling Event - Two Competitors, 'Y' Coupling Event - Four Competitors, Hydrant Race - One Competitor, Discipline Contest, Hose Hydrant and Pumper Event, Pumper and Ladder Event, Hydrant and Tanker Event,: First - 8 points, Second - 5 points, Third - 3 points, Fourth - 2 points, Fifth - 1 point.

Hose and Reel Fours Event, Hose and Reel Sixes Event, Hose and Reel Eights Event, 'Y' Coupling and Ladder Eights Event, Hose and Ladder Fives Event, Hose and Ladder Eights Event, Disabled Hose and Reel Sixes Event, Wet Hose Striking One Disc Twice Event, Wet Hose Striking One Disc Twice with Removable Back Cap Event, and 'Y' Coupling Six Competitors Event: First - 16 points, Second - 10 points, Third - 6 points, Fourth - 4 points, Fifth - 2 points.

b) JUNIOR BRIGADE CHAMPIONSHIPS

Points for the grand aggregate shall cover all events and be compiled as follows: First - 8 points, Second - 5 points, Third - 3 points, Fourth - 2 points, Fifth - 1 point.

- c) A new Record time ran in any Heat, Run Off or Final, will be recognised as the official record time for that event.

RULE 10. GRADING OF SENIOR TEAMS

- a) Teams at Senior Championships will be classified into three sections namely 'A', 'B' and 'C' and graded on equitable basis over all events with the exception of the Discipline Contest. All sections to operate on the promotion/relegation system.
- b) The system of elevation and relegation will comprise the following components:
 - i. Teams to be considered over all events with the exception of the Discipline Contest.
 - ii. Points to be allotted as outlined in Rule 9 (a).
 - iii. The system of ranking teams will be as approved by the Association and based on performance.
 - iv. If a team has not competed for 3 consecutive years, it will be relegated to the section below its current Section, unless it is already in the lowest section.
 - v. From time to time the Association will be required to adjust the number of teams in each Section.
 - vi. Brigades may apply to the Association for its team to be re-classified.

NOTE: Teams which do not compete at the Championships will not be considered for elevation and relegation – exception Rule 10 (b) (v). Teams which only compete in some events in the program will be considered over all events and graded accordingly.

- c) Teams entered from Western Australia shall compete in 'A', 'B' or 'C' Sections as graded by their State Association; Tasmanian teams shall be graded 'B' and N.S.W. teams 'C'; with grading of any other visiting team as determined by the Association.

RULE 10A FEMALE SECTION EVENTS

- a) Teams may enter in the Female Section as well as 'A', 'B' or 'C' Sections at the State Championship.
- b) Female competitors are able to compete in the Hydrant Race, Marshall – One Competitor or Marshall – Two Competitors events in either the Female Section or Open, 'A' or 'B' Sections but not both.
- c) There is no restrictions on female competitors competing in both Sections for other events subject to compliance with Rule 7.
- d) Teams with only one or two female competitors may apply to enter as a combined team for the purposes of the Female Section only. Entering a combined team in the Female Section is subject to compliance with Rule 6.

RULE 11. ROLL CALL – COMPETITORS

- e) Roll Call will be taken fifteen (15) minutes prior to the commencement of each competition event, a member of the team called to be present to acknowledge attendance for taking part in the event.
- f) Any team not answering the final roll call for taking their place in the five teams or five pairs at the start of any event or heat where applicable with all of their competitors present will be liable for disqualification.

RULE 12. DRAW FOR COMPETING

Teams entering in each event shall be drawn separately to determine the order for competing.

RULE 13. COMPETING IN PAIRS AND AGAINST TIME

a) AGAINST TIME:

Except where otherwise specified, events shall be contested against time.

b) COMPETING IN PAIRS – SENIORS:

When running in pairs is specified and number of teams to compete is not less than 20, two rounds shall be run in pairs and third round single against time. Teams awarded a dead heat in the first round shall both run in the second round. Teams awarded a dead heat in the second round shall both run against time.

A team having a bye in the first round must equal or better the average time to qualify for the second round. A team having a bye in the second round must equal or better the average time of that round to qualify for the final.

A team which fails to equal or better the average time is treated the same as a losing team when determining the fastest losing teams to progress to the next round or final. Teams with equal times in the final round against time shall run off in pairs where practicable.

Where the number of teams is known to be less than 20, the event shall be conducted with one round in pairs with the final round against time; with conditions where two rounds are held to apply where appropriate.

The average time for a team having a bye to equal or better, to be announced after the team has run.

c) FILLING OF FIVE PLACINGS

If the first five places in any event are not filled owing to teams missing or being disqualified, a re-run will not be granted.

d) ORDER OF COMPETING

Each team shall compete in the order shown on the program unless for specific circumstances the Track Master approves drawn pairs competing out of the order shown in program.

e) **TOSSING FOR LANES**

Save in the Hydrant Race or where ruled otherwise by the Association, tossing for lanes must take place if competitors or teams cannot decide on choice of lanes. Tossing for lanes should take place prior to being included by the Marshalling Officers within the five pairs ready to compete.

f) **FASTEST LOSING TEAMS INTO NEXT ROUND AND FINAL**

Except for the Ladder Race, Hydrant Race and Champion Fours event, teams with the 3 fastest losing times in the first round shall progress to the next round, and the teams with the 2 fastest losing times in the second round shall progress to the final.

For the Ladder Race, Hydrant Race and Champion Fours event, teams with the 5 fastest losing times in the first round shall progress to the next round, and the teams with the 3 fastest losing times in the second round shall progress to the final.

The fastest losing teams progressing to the next round, to compete at the end of the draw for that round in program order.

The time of a team failing to qualify for the next round or final is eligible for inclusion in the fastest losing times.

RULE 14. TIEING OF EVENTS

In the event of a tie in final placings, the teams concerned must immediately prepare for a run off. Teams to run off in pairs where practicable and in order of the program. Time to be announced as each team completes the run.

RULE 15. INTERFERENCE WITH TEAMS

Teams interfering with the opposing team shall be disqualified.

RULE 16. COMPETITORS DISABLED ON TRACK

If their team has not been eliminated, a competitor disabled on the track may be replaced by an eligible member, providing the matter is first reported to and approval obtained from the Track Master of the event being held. The replacement competitor may run in any position in that team. In circumstances where the Protest Committee is called to adjudicate, it may call for medical evidence of injury to the competitor.

If the team competing is using a competitor from another team to complete its team and a competitor is injured, it may borrow another competitor.

RULE 17. DISCONNECTION OF EQUIPMENT

No appliance shall be disconnected, tightened or interfered with after the work has been completed until tested and with the consent of the Judge.

RULE 18. PROTESTS

a) **LODGING OF PROTEST:**

Protests may be lodged when an individual competitor or team believes there has been a misinterpretation of the rules, or an action over which the team has no control but is reasonably within the control of the officials, that directly affects the performance of that individual or team. In keeping with the intent and spirit of this competition, it is not acceptable to protest against another team unless the actions of that other team have directly affected the individual or team's performance.

Additionally, it has to be shown by the protesting team that the subject of the protest has directly affected the team's actual performance, and has resulted in longer time being recorded.

The Track Master of the event being conducted must be informed of intention to lodge a protest within five minutes of the completion of the team's run and further such notice of intent to lodge a protest must

be made to the Association Office within ten minutes of the run under dispute, and a deposit of Fifty (\$50) Dollars together with a written protest signed by a member of the team lodged with the Association within 15 minutes of the run under dispute.

The decision of the Protest Committee shall be final, and if the protest is dismissed or deemed by the aforesaid Committee to be frivolous, the team shall forfeit the deposit. The Protest Committee may consider video evidence taken of the event/incident in question.

b) PROTEST COMMITTEE:

The Protest Committee shall be appointed by the Association and shall, on the evidence placed before it, decide whether any protest lodged as aforesaid be dismissed or upheld.

RULE 19. DRESS

Jumper, Shirt and Trousers to be uniform in colour for each member of team and dress of each competitor shall be:

- a) Jumper, or Shirt with sleeves not less than half length, and with the name of brigade appearing on the front of same, letters not less than 50mm, number of brigade on back in plain figures, 200mm high (Senior teams) and 100mm (Junior teams);
- b) Ankle length trousers, (centre of ankle bone) with trouser legs neither tied, rolled nor held in socks; or featuring leg side zips or stirrups or being skin tight in fitting;
- c) appropriate athletic footwear.

No competitor dressed otherwise than in accordance with the above Rules shall be permitted to compete unless authorised with combined team or being a make up borrowed competitor.

SPONSORSHIP is allowed, provided that it does not interfere with Brigade name or number/identification and is approved by the Association.

RULE 20. BRANCHES

a) GENERAL CONDITIONS

Branches must measure not more than 178mm or less than 127mm in length, with a nozzle diameter - minimum 19mm and maximum of 26mm; a handle being allowed on the first branch in the 'Y' Coupling and Ladder Eights Event and 'Y' Coupling Six Competitors Event, to a maximum length of 90mm and diameter - minimum of 9mm maximum of 19mm with an optional knob on the outer end to a maximum of 22mm. Branches must comply with specifications on V.U.F.B.A. Drawing No. 9.

b) OVER BRANCH LINE

A line shall be drawn across the track 27.432 metres forward from the centre of the plugs and some portion of the branch must be forward of this line when the water hits the disc. Hose and Ladder Events excepted. See also special conditions for 'Y' Coupling and Ladder Eights Event and 'Y' Coupling Six Competitors Event. If the branch is turned back and pointed directly into the Track, it will lead to disqualification of the team.

c) SUPPORT BRANCH AND HOSE

After the water hits the disc, competitor may support the hose until the Judges have examined the branches.

RULE 21. COUPLINGS

- a) A male coupling and female coupling shall be attached to hose to make up one complete length of hose except in the case of the dummy length which includes only one half of a set of couplings attached.
- b) ATTACHING COUPLINGS TO HOSE: All couplings shall be attached by a minimum of two rivets and securely wired or where couplings are so designed by the BANDIT method. When the bandit method is

used, an approved Bandit coupling must be used. Where two Bandit tapes are used, there is no requirement for rivets. Rivets shall be copper, specification 3.9mm (8 gauge) diameter, minimum length 11.46mm, with head of rivet on the inside of coupling and having a copper washer on the outside before flattening of stem of rivet to finish off.

- c) EXTENDED MALE COUPLINGS: The maximum length of an extended male coupling shall be 177mm.
- d) MALE COUPLING – HOSE AND LADDER EVENTS:
 - i. For use with the Clip style ladder harness, a 'D' bracket conforming to Association standard shall be attached to the coupling.
 - ii. For use with the Cradle style ladder harness, a hose clamp or affixed ring to an extended male coupling, conforming to Association standards, to be used.
- e) BREAKING OF COUPLING:

Where couplings are joined and by these rules are to be broken by hand it shall be a Miss where couplings become uncoupled of their own accord. Couplings shall be deemed to be correctly broken if breaking occurs when one or two hands are observed to be on part of the coupling at the instant of breaking.

RULE 22. 'Y' COUPLING

'Y' Couplings must measure not more than 305mm in length overall. No legs or stands shall be allowed. A handle being allowed on the female end of the Y Coupling used in the 'Y' Coupling and Ladder Eight Event and 'Y' Coupling Six Competitors Event to a maximum length of 100mm and diameter - minimum of 9mm maximum of 19mm, with optional knob on the outer end to a maximum of 22mm. No valves, blocks, deflectors or stop cocks shall be used.

Refer V.U.F.B.A. Specifications and Drawing No 11.

In Dry Events, the knob on 'Y' may be positioned at eleven, twelve or one o'clock.

RULE 23. CROSSED BRANCH, COUPLING OR INCORRECTLY SET HYDRANT

Crossed threads will count as a miss with the exception of the first coupling on to the hydrant and the first and second couplings in the centre in the Marshall Events; first branch and coupling of first and second lengths together in the 'Y' Coupling and Ladder Eights Event and 'Y' Coupling Six Competitors Event; first coupling in the Disabled Hose and Reel Sixes Event.

When checking the equipment and the equipment has jammed or crossed, the Judge shall consult with one other Official and then mark the equipment, loosen the piece of equipment, reset it and then re-check the marks with the second official whose decision shall be final.

RULE 24. HYDRANT

- a) GENERAL CONDITIONS:
 - i. Hydrants shall weigh not less than 5.5kg and shall be complete with back cap and spindle complete with correctly fitted bell, and capable of drawing water.
 - ii. The spindle thread must be a two start thread of 4mm pitch giving progression of 8mm in one complete turn of the spindle.
 - iii. The following moving parts of the hydrant must be free to move through 360 degrees and must not be mechanically locked in any way i.e. spindle handle, spindle and bell, discharge heads and lugs.
 - iv. Hydrant must be complete with two handles positioned immediately below the discharge head and spaced at 180 degrees to each other, for the purpose of tightening and releasing the hydrant.
 - v. The cross section of the lugs must be intact as designed, and not filed or machined to provide taper for easy setting.
 - vi. Height of hydrant measured from the sealing contact face provided for washer to the horizontal centre line of the discharge head shall not be more than 575mm or less than 520mm.

- vii. A washer must be fitted to the hydrant and the locating spigot must protrude beyond the bottom of the washer.
- viii. All hydrants must be complete and comply with the specifications on Drawing V.U.F.B.A. No. 8 at start of event and prior to shipping of hydrant, e.g. prior to removing plug cover.

b) BACK CAP:

A back cap with a lug measuring in diameter - minimum of 9mm maximum of 19mm, length - minimum of 13mm maximum of 90mm, including optional knob on the outer end to a maximum of 22mm, back cap to be attached to one of the discharge outlets on hydrant except where removed under these Rules.

c) HELD POSITION IN MARSHALL EVENTS:

In Marshall Events, the hydrant to be held at a steady position it being optional if held forward, behind or beside the competitor.

d) PLACING ON REEL:

Hydrants shall be placed behind the axle of the reel on swivel action hydrant carriers, with any separate arm extension being swivel action. Maximum length of the carrier arm not to exceed 150mm.

RULE 25. THREADS ON BRANCHES, COUPLINGS, HYDRANTS AND 'Y'

The threads on all hydrants, branches couplings and 'Y' Couplings shall be a single start continuous thread and not number less than three to 25.4mm. In three complete turns the progression of any appliance shall not exceed 25.4mm. No valves, blocks, deflectors or stop cocks shall be used in hydrants, branches or 'Y' Couplings.

RULE 26. REELS

a) GENERAL CONDITIONS:

- i. All gear must be placed on reel, prior to start with couplings clear of branches.
- ii. All pushers and pullers attached to the side or the rear rigging of reel must be spring loaded and fail safe when checked by the Examiners at the start of each reel event.
- iii. In Hose and Ladder and 'Y' Coupling and Ladder Reel events, no equipment attachments including branch, coupling or Y piece shall project further outward from side or rear rigging of reel than 150mm from point of attachment to reel.
- iv. Measurements of Hose Reels shall conform to within the minimum and maximum dimensions as prescribed by the Association on standard reels as approved by the Association (refer Reel specifications - attachment 'A'). Any new reels to be constructed shall have prior Association approval.
- v. No hose reel weighing less than 127 kg when stripped of hose and equipment shall be used.
- vi. The lower portion of the front cross bar of the reel must not exceed a maximum clearance of 230mm from the ground at the start of the run. Judging of clearance to be measured both sides of centre of cross bar.
- vii. Tray Affixed to Reel. In events where the use of a tray affixed to the reel is approved, the specifications for the tray are as follows:
 - base of the tray must be flat and cannot have a raised edge at the back;
 - tray may be square or rectangular;
 - the tray must be manufactured from appropriate material eg. marine ply, aluminium, solid plastic, fine mesh etc.;
 - the tray to fit within the sides (or handles) of the drum;
 - the height of the front and sides of the tray to be a minimum of 40mm, maximum of 100mm;
 - up to 3 partitions may be incorporated into the tray with a minimum height of 40mm and a maximum height of 100mm and must end no closer than 50mm from the back of the tray;

- the length of the tray is optional but must not extend past the front crossbar of the reel or the end of the rails at the rear of the reel;
- the tray must be securely attached to the reel for the duration of the run.

b) REEL CATCHERS:

It is compulsory for reels to be under control at all times until the completion of the run, e.g. when final disc is struck and timing is stopped. Reel Catchers are permissible and they must be dressed in accordance with Rule 19. Unless authorised by the Track Master, hose reels must not be caught until they are past the discs. A red line will be drawn across the track under the discs to serve as a guide for the reel catchers and Judges. All reels must remain in a forward position of this red line after the disc is struck in the following events; Hose and Reel - 4's, 6's and 8's, the 'Y' Coupling and Ladder Eights, the 'Y' Coupling Six Competitors and the Disabled Hose and Reel Sixes. The catcher must be on the forward side of the red line at all times. In the 'Y' Coupling and Ladder Eights Event and 'Y' Coupling Six Competitors Event, it is permissible for the reel catcher to release hold of the reel once stationary and all hose has been removed and remain with or beside the reel until the completion of the run provided that such action does not impinge on the safety of the event.

Reel Catchers are in addition to the number listed to comprise a team in an event and cannot become involved in the work content of the run or interfere with any of the equipment.

RULE 27. HOSES

a) GENERAL CONDITIONS

All Competition Hose for senior events shall be 64mm in diameter and of a brand and type approved by the Association. In "Pumper Events", hose shall be as approved and supplied by the Country Fire Authority. Hose used in Junior Brigade Events shall be of a brand and type approved by the Association.

KINKING OF JUNIOR HOSE DISALLOWED:

In Junior wet events, the flow of water to be controlled by operation of the hydrant. A competitor who handles hose to slow flow of water shall cause disqualification of team.

b) DUMMY LENGTHS

A dummy length of hose as approved by the Association shall measure not less than 12m in one continuous length at the conclusion of the run and shall be complete with one half of a set of couplings attached. In the 'Y' Coupling & Ladder Eights and 'Y' Coupling Six Competitors events a dummy length less than 12m may be used with all other conditions relating to dummy lengths applying.

c) MEASURE

In all hose reel events each wet length of hose shall measure not less than 27.432 metres after the completion of the run. A length of hose comprises the hose with male and female couplings attached and shall be measured from face to face of couplings.

d) PREPARING, TAMPERING OR WETTING:

Hose shall not be prepared in any way at any time other than by wetting but water shall not be put into any hose nor shall any hose be tampered with in any way after being passed by the Examiner. A margin of one litre of water in any one length shall be permitted when judging.

THE PENALTY FOR ANY BREACH OF RULES 27 (a) AND 27 (d) SHALL BE DISQUALIFICATION FOR TWO (2) YEARS .

e) PULLING OF HOSE:

No rope, strap, brake or other device is to be used for pulling the hose off the drum or the tray of the reel.

f) **ROLLING ON:**

Hose shall be wound onto the drum or flaked onto the tray in a continuous length, run out singly for all hose and reel events, and shall NOT be crossed at the completion of the run with the exception of Rule 27 (h) 'Turn Back'.

g) **SLACK HOSE:**

In reel events, a maximum of 4.3 metres of slack hose shall be allowed clear of the ground and drum, with measurement to be taken from the coupling to the point where the hose leaves the centre line of the drum.

A red line 26 mm wide must be painted or marked with a heavy Texta colour around the hose 4.3 metres from the end of the male or female coupling, whichever applies.

No rubber bands or the like can be used to fasten the hose to the drum.

h) **TURN BACK:**

In the Disabled Hose and Reel Sixes a turn back of 1.5 metres from the male end of the third length is permitted when rolling on. A red line 26mm wide must be painted or marked with a heavy Texta colour around the hose 3 metres from the male end of the third length.

i) **OUT OF CONTROL HOSE:**

If water comes out of the hose/branch where the hose is not controlled or held by a competitor and has the potential to cause injury to a competitor or official, it will lead to disqualification of the team, irrespective of whether the disc has been struck or not.

RULE 28. LADDERS – GENERAL, HARNESS & SAFETY HELMETS

a) **GENERAL CONDITIONS:**

Aluminium ladders must be built to specifications on VFBV Drawing No 2 for use at all competitions. The rung third from the bottom to be painted SAFETY YELLOW for a distance of 76mm from the styles. The styles to be painted SAFETY YELLOW between the eleventh and twelfth rungs and the 19th rung to be painted SAFETY YELLOW for a distance of 76mm from the styles.

b) **LADDER HARNESS:**

- i. In all Hose and Ladder Events, hose must be carried by the competitor on an approved hook or clip attached to an approved harness when ascending or descending the ladder. The team will be disqualified if the coupling falls from the ladder harness on ascending or descending the ladder or drops from the ladder harness when on ladder stand platform.
- ii. In the Y Coupling and Ladder Eights Event, any competitor allowing the coupling/branch to fall and to hit the ground when attempting to place the coupling in or on the ladder harness, or where the coupling falls from the ladder harness on ascending or descending the ladder or drops from the ladder harness when on ladder stand platform - will cause disqualification of the team.

NOTES: The coupling/branch must be in the harness at all times whilst the competitor is ascending or descending the ladder and when on the ladder stand platform, otherwise will be deemed a Miss.

Where after the third disc has been struck and with the approval of the ladder catcher, the coupling/branch is permitted to be removed to clear any twists in the hose to assist the draining of the hose, this will not constitute a miss provided the coupling/branch removed by the ladder competitor does not drop from the ladder stand and is attached to the harness before the competitor descends the ladder.

c) **DESCENDING THE LADDER:**

Competitor to descend the ladder in a safe manner, sliding down or leaving the ladder above the fourth rung may cause disqualification of team.

- d) The wearing of safety helmets is compulsory for all competitors on or around the ladder staging, including competitors acting as ladder assist or 3rd length; such safety helmets to be VFBV approved for urban competitions.

RULE 29. LADDER STAND

a) GENERAL CONDITIONS:

- i. Ladder stands shall conform to Association specifications on VUFBA Drawing No 4, and in particular to observe the required fittings to provide safe anchorage points for attaching the ladder catchers safety harness lanyard.
- ii. Height of touch bar shall be set at one metre and 1.8 metres from the plumb line at front edge of platform.

b) BAR FOR LADDER THROWERS:

A bar of 38mm outside diameter will be placed in a position 1.5 metres from ground and 1.4 metres from the centre of the ladder to the centre of the bar so as to assist ladder throwers.

c) SECURING:

- i. A bar must be installed on ladder staging as per Association Drawing Nos. M4.1 and M 4.2 to secure ladder for Ladder Events.
- ii. When securing the ladder in the Ladder Race and where applicable for Hose and Ladder Event, the tie brace from the ladder to the stand shall be attached to the fourteenth rung of the ladder.

- d) For the Hose and Ladder Eights event, two white lines 50mm in width must be marked on the padding at the top of the ladder staging. The lines to be 1600mm apart overall with the centre of the staging being the mid point.

RULE 30. DISCS

- a) All discs (or targets) to be of an approximate diameter of 914mm.
- b) For Hose and Reel Events, discs shall be placed in centre of running lane 4.572 metres past the branch line and with centre of disc 3.658 metres above the ground. This does not apply to the disc on the ladder stand.
- c) For the Hose, Hydrant and Pumper Event (Rule 70), the discs to be placed 4.572 metres past the branch line and with centre of disc 3.658 metres above the ground and to be not less than three (3) metres and not more than four (4) metres apart with the centre point between discs to be in line with plug.
- d) In all junior wet events, discs shall be placed 4.572 metres past the branch line and with centre of disc 3.658 metres above the ground and to be positioned in line with the hose and plug in use or in the centre of the lane as determined by the Championship Co-ordinator.
- e) The Branch Judge shall determine where discs have been hit with sufficient water.

RULE 31. PLUGS

Plugs to be set in box with seat not less than 127mm nor more than 150mm deep from surface of track. Refer V.U.F.B.A. specifications on V.U.F.B.A. Drawing No 7. All plugs to be of a uniform depth.

RULE 32. LINE MARKING COMPETITION TRACK

All lines on Competition Tracks, with the exception of starting lines, shall be marked forward from centre of plugs. All starting lines and red line 1/2 metre behind starting lines, shall be 26mm in width, measure to be taken 13mm each side of centre. All other lines, including centre line of track to be 50mm wide, with the exception of the yellow break line which shall be 100mm wide and coloured yellow, and lines under discs which shall be coloured red. All other lines to be painted white. Refer specifications on V.U.F.B.A. Drawing No 1.

OFFICIALS

RULE 33. GENERAL CONDITIONS

A meeting of all officials at which the roll call may be called and duties allotted will be held prior to the Competitions, or at any time found necessary. At the State Championships all officials must be nominated by a competing or affiliated brigade and must be registered with the Country Fire Authority with the exception of a retired member who may be allocated to a selected position as determined by the Association.

Officials shall at all times wear the approved CFA uniform or uniform as approved by the Association. Any official not dressed accordingly shall not be permitted to officiate.

It is mandatory for all Judges & Officials at State Championships to hold a current Working with Children Check card with VFBV registered as the organisation, or VFBV added to an existing WWCC as an additional organisation.

RULE 34. ANNOUNCERS

The Announcer shall announce the next team or teams to compete and the result of that run; messages authorised by the Association (emergency excepted) and the posting of the officials for subsequent events. No announcement is to be made after the teams for the next run have been announced and until the result of that run has been announced.

RULE 35. COMMUNICATIONS

A communication system for direct relay of messages and information between operational centres involved with the conduct of the Championships, shall when in operation, be attended by appointed personnel.

A direct communication link between the announcer and the first aid attendants shall be installed wherever possible.

Communication between operational centres to be kept to a minimum and all recorded messages for public announcement shall not be dispatched unless with the approval from the Association's office (emergency excepted).

A record of all official messages to be recorded against the time and date of dispatch.

RULE 36. EXAMINERS

Examiners shall inspect hose, reels and other equipment, ensure that the required quantity of hose is carried on the reel according to the conditions of each event and that all equipment etc. is in its proper place and condition before starting in any event. Examiners shall ensure that the hydrant is placed on the reel before starting, that no more or less than the specified number of competitors start in each team, and that the dress of each competitor is in accordance with the rules. Examiners have the authority to disqualify teams not complying with these requirements. Gauges supplied by the Association must be used for testing equipment.

RULE 37. JUDGES

Judges shall see that all runs are carried out in accordance with the rules. Flags shall be used in giving their decisions RED (out), WHITE (correct).

No judging shall take place until the run has been completed.

a) AT BRANCH LINE:

Judges on Branch Lines: To see that the coupling between the dummy and (or) any length of hose does not become uncoupled of its own accord, that any portion of the branch is forward of its respective branch line when the water strikes the discs, ensure that the branch is hand tight or within 13 mm thereof on completion of the work and to check length of hoses after the Judges at the Hydrant and 27.432 metre marks have placed their couplings in position. In 'Y' Coupling and Ladder and 'Y' Coupling Six

Competitor Events the judge on the 27.432 metre mark will judge the 'Y' and place couplings of the second and third lengths in position for the judge on the 54.864 metre mark to judge. Observe Rules 17 and 37 (b) (CROSSED BRANCH) where applicable. (Reference in this Section to a dummy length does not apply where used in the 'Y' Coupling and Ladder Event and 'Y' Coupling Six Competitors Event).

b) AT COUPLINGS:

Judges shall test all joints after marking with pencil the appliance to be tested. Any joint which is being tested, and is within 13mm of being hand tight shall be accepted. A Judge may disqualify any team or member (in the case of a single competitor) infringing these rules, but before disqualifying such team or member for crossed threads on the coupling or branches a Judge shall consult one other Judge as indicated in Rule 23, whose decision shall be final (except when only two judges on the top of the ladder stand). To observe Rule 17 where applicable. Note also Rule 37 d).

c) AT HYDRANT:

Judge at Hydrant: In all dry events, when competitors are checking hydrants for a 'SET' prior to their run, no practice runs will be permitted.

In all Junior Events and Senior Dry Events, if a competitor or team breaks and continues on and sets the hydrant after the recall whistle has been blown the competitor/team is liable to disqualification.

To indicate plugs with the indicators; in the Hose and Reel Sixes and Eights Events, to see that water is shown through the first length and disc hit, before hydrant back cap is removed and before the second coupling is coupled to the hydrant; to judge hydrants and couplings attached thereto ensuring that the hydrant and coupling(s) are hand tight or within 13 mm thereof; to ensure that the hydrant is standing upright in the plug; and see that the plugs are in order for the next teams.

When hose is to be measured, the Judge will have the same removed from the hydrant and the coupling placed on the ground on the centre line of the plugs. Observe Rules 17 and 37 (b) where applicable. Hydrant to be marked prior to coupling being checked and the coupling must be taken off before judging the hydrant. A hydrant shall not be judged a MISS if part of a lug or lugs is not under the plug lugs. Note also Rule 37 d).

- d) When testing all equipment, only one hand shall be used to test whether or not the equipment is within 13mm of being hand tight.

e) IN JUDGES BOX:

Judge in Judge's Box: For effective control and co-ordination of all functions and activities in the Judge's Box, to be Officer in Charge. Shall observe that the electronic timing machine functions correctly during the running of the events and that the water which strikes the disc and stops the electronic timing does so in the correct sequence for that event. Shall signal to the Track Master by the use of flags the result of the observance of the run. After the time of the run has been recorded and the electronic timing has been re-set and the Check Timekeepers are ready, shall indicate to the Track Master by way of a Light System that the Judge's Box is ready for the next run to commence.

f) LADDER STAND:

Judges on Ladder Stand: See Hose and Ladder Eight's Event and to observe Rules 17, 28(b) and 37(b) where applicable.

g) AT YELLOW BREAK LINE:

Judge on Yellow Break Line: To see that the coupling between the first and second lengths does not become uncoupled of its own accord and that the coupling between the first and second lengths of hose must not be broken or leave the drum until past the yellow break line placed 21.336 metres forward from centre of plug. To observe Rule 37(b).

h) INDICATION OF PLUGS:

Judges only shall indicate plugs to competitors by indicator.

i) **AT BREAKING OF FINISHING TAPE OR BEAM:**

The height of any finishing tape or beam used in events shall be positioned 914mm clear of the ground. Competitor/s in breaking the tape or beam, must breast the tape or line of the beam with the upper arm between the elbow and point of shoulder being accepted.

j) **THROWING OF GEAR:**

Judges are to observe that no items of equipment are thrown during an event.

RULE 38. MARSHALLING

Marshalling Officers. Shall call the names of the teams entered in each event and mark off those entered but not competing. Shall record where a team has borrowed a competitor(s). Shall line the competing teams up ready for handing over to starting officials. To observe Rule 11.

In heats and finals in all events, a maximum of five pairs of teams will be lined up behind the starting line, and competitors must be ready and in position or risk disqualification as outlined in Rule 11 (b). To observe Rule 56 - Hydrant Race.

RULE 39. RECORDERS

Recorders shall enter in a book provided for that purpose the actual time of day in which all runs take place and the official time for the run. To observe Rule 41 where applicable.

A new record time ran in any heat, run off or final, will be recognised as the official record time for that event.

RULE 40. STARTING

a) **STARTERS:**

Awaiting the Starters commands, a competitor or team shall take up a position behind the red line, 26mm wide and one half metre behind the starting line. On receiving the all clear from the Track Master for the run to commence, the Starter shall give the command 'UP TO YOUR MARK', and competitor or competitors shall move forward to the starting line and assume a starting position.

On the Starters command of 'SET' the competitor or competitors will rise to a set position and thereafter the Starter when satisfied shall start the run by an approved signal or sound equipment.

If in the opinion of the Starter, any competitor or team breaks or has not had a fair start, the starter shall blow a whistle to recall the competitor or team for another start.

For consistency in the method of starting the starters shall observe:

- the starting commands to be given only when satisfied the competitor or competitors are steady.
- the starting signal or sound equipment be not activated on giving the command 'SET'.
- a competitor or team who breaks, on recall shall return to the starting line to again assume a starting position and the starter to repeat the word 'SET' but the cautionary command will not be given.
- a competitor or team not having a fair start shall be given all commands and if recalled twice to have the right to move back two places if that number of runs have yet to complete the event.

b) **BREAKING AT START:**

After three (3) breaks, the team or competitor involved is liable to disqualification from that event.

If a team competing in pairs is disqualified after three breaks, the teams will be re-marshalled with the next team advancing. The new pair of teams will have the option of competing immediately or dropping back two places (if appropriate) if the original team considers it has been disadvantaged by the disqualified team.

c) **PRACTICE STARTING:**

Practice starting is prohibited from and within an area five team lengths behind the starting line. Infringement may result in disqualification.

RULE 41. TIMEKEEPING

Timekeepers: The Electronic Timing Machine, when in operation, will be used for the official timing of all runs but as a safeguard three timekeepers (or two in the Ladder Race) will clock manually and act as check timekeepers, the average of the times taken by them being recorded and if the Electronic Machine should fail during any event and that time after referring to the check timekeepers is a placing, then the check times will be used for that event. In all runs against time the Timekeepers will, after each run is completed, notify the Recorder of the time taken for that run even though the team or member may have been disqualified. Where possible Timekeepers must take up position at the finishing line. In the event of a run-off, time to be announced as each team completes the run. Events are to be timed in seconds and hundredths of a second.

In general, the timing of an event will commence upon the sounding of the starting equipment and will end when:

DRY EVENTS (EXCEPT LADDER RACE) – the competitor(s) cross the finish line, break a tape or beam or other method of recording the completion of a run. In events requiring more than one competitor in a team, each competitor must finish across the finish line or through separate recording devices where they are operating. The time taken by the final competitor shall be the time for the run.

LADDER RACE – the competitor touches the timing rod attachment at the top of the ladder staging.

HOSE AND REEL EVENTS – the water strikes a disc. In the Hose and Reel Sixes and the Hose and Reel Eights events, the time shall end when the disc is struck by water from the second length of hose; in the Y Coupling and Ladder Eights events, the time ends when the third disc is struck. In the 'Y' Coupling Six Competitors events when the disc is struck by the third length of hose.

PUMPER EVENTS – a second disc is struck with water.

A team or competitor failing to record a time may be disqualified or may be given a re-run by the Track Master in the event of equipment malfunction or other unforeseen circumstances.

RULE 42. CHAMPIONSHIPS CO-ORDINATOR

The Championships Co-ordinator shall be responsible for the operational efficiency of the State Championships. The responsibilities shall include:

- a) ensure that all Association equipment is properly maintained and readily available for the Championships;
- b) attend visits of inspection of Championship tracks and recommend improvements/alterations where necessary;
- c) prepare duty rosters for Track Masters and Track Marshalls;
- d) timely attendance at Championships to ensure facilities comply with Association requirements with authority to specify appropriate actions where necessary;
- e) ensure that the water supplies for the Championships comply with the Association's criteria and take appropriate action to achieve this requirement.
- f) liaise with the Local Committee and C.F.A. personnel in regard to the operational aspects of the Championships.
- g) work closely with the Association administration to ensure the successful conduct of the Championships.

The Championships Co-ordinator will also have the same authority as approved for the Track Master (Rule 43).

RULE 43. TRACK MASTER

Track Master: Shall see that all officials are in readiness and track clear before allowing any team to start; will give the 'All Clear' signal to the Starter when satisfied that everything is ready; shall supervise the running of all events and the behaviour of members or spectators with authority to order or have removed any person or persons from the track; will see that all General Rules and Conditions are complied with and the Officials carry out their allotted duties in an efficient manner and may during any event replace or remove any Official to another position.

The Track Master may fine, caution or disqualify for any or all events a team infringing these Rules or any incident of disorderly conduct by a team member or failing to move off the running enclosure when instructed to do so by an Association Official and may over-rule the decision of any other Official.

Where under these Rules a competitor or team is given a MISS for an incident of bad language or disorderly conduct, the Track Master of that event shall cause to have the incident registered with the Association and for the Officer in Charge of the Brigade to be informed a repeated occurrence shall lead to a fine or immediate disqualification from all program events.

In the interest of safety to track officials and/or competitors, the Track Master is empowered to turn water off or to instruct a team hydrant competitor to turn water off where the safety of competitors or officials is at risk or where a competitor is at risk of losing their hold of the ladder or has lost control of a branch in wet events and hose is uncontrolled and creating a danger to persons on the track, and further in such circumstances the run be given a Miss, irrespective of whether the disc has been struck or not.

The Track Master shall observe that the number of members to constitute a brigade team in any event do participate as required by these Rules. The Track Master may give the run a 'MISS' if the required number of members to take part do not reach the plug line while the event is in progress save and except where a member/s through injury in the event is unable to further participate.

The Track Master shall keep a record of incidents and the time Intentions to Protest are notified. The Track Master may give a team a Miss where the team cannot complete an event in a reasonable time due to equipment or personnel considerations.

RULE 44. TRACK MARSHALLS

Track Marshalls: Shall assist the Track Master in the discharge of their duties, assist in measuring and draining of hoses and removal of hoses and personnel from the track at the completion of the run. Prior to the commencement of a running session, assist the Track Master to set up equipment (hoses, ladders, flags etc.) and follow up with the removal and storage of same at the end of the session.

EVENTS – RULES AND CONDITIONS

RULE 45. DISCIPLINE CONTEST

- a) It is compulsory for all teams attending the Championships to take part in the Discipline Contest, otherwise they are liable for disqualification from the Champion Fours event.
- b) Teams may march in the Discipline Contest with points to count, without having to compete in any other event.
- c) The number of members required to march in the Discipline Contest shall be as follows: 'A' - 'B' - 'C' Sections - Six Members and a Commander.
- d) Subject to compliance with Rule 2 (b) one or two permanent personnel may march in their team's squad. In exceptional circumstances, the Competition & Rules Committee may vary this requirement.
- e) New team ie. a team which has not competed for the past 3 consecutive years or a team which has not competed previously, has the option of not being required to compete in the Discipline Contest for 2 consecutive years.
- f) If a team does not have enough of its own members to participate in the Discipline Contest, the team can borrow up to three members from a competing team in any section, but not from one of the top 5 teams in each Section in the Discipline Contest from the previous year.

RULE 46. TORCHLIGHT PROCESSION

- a) It is compulsory for all Brigades attending the Championships to take part in the Torchlight Procession.
- b) Teams with required minimum number of members to march, must be in attendance at their assembly point in time for the roll call of brigades. A team not in attendance or not having the required minimum number or having members marching who are not in full dress uniform, will be liable to disqualification from the Champion Fours event.
- c) Subject to compliance with Rule 2 (b), a maximum of three permanent personnel may march with the team.
- d) Where a team has less than the required number of competitors, the team may borrow up to 3 competitors for the Torchlight Procession.
- e) The maximum and minimum number of members permitted to march in the Torchlight Procession shall be as follows:
 - Maximum - 15 Members and a Commander
 - Minimum - 6 Members and a Commander

RULE 47. LADDER RACE EVENT – ONE COMPETITOR

Each competitor to run 22.86 metres to permanently fixed ladder, ascend ladder to staging and touch the rod attachment. The rod must be 1.8 metres from the plumb line to front edge of the platform. Competitor must be standing on the platform and be clear of the ladder when striking the rod or attachment thereon. Floor of platform to be 6.1 metres vertically from the ground. Safety mesh to be around sides and back of platform. Base of ladder to be 2 metres from plumb line from edge of platform.

Competitor to descend the ladder in a safe manner, sliding down or leaving the ladder above the fourth rung may cause disqualification.

RULE 48. HOSE AND LADDER EVENT – ONE COMPETITOR

Ladder stand to be placed with plumb of platform 16.46 metres forward of centre of plug. Ladder to be fixed against stand with foot 2 metres from plumb of platform and line to be drawn from centre of plug to centre of ladder and one 27.432 metre length of hose to be placed thereon and coupled hand-tight 8.23 metres from

centre of plug with male coupling facing plug and lead on female coupling facing right. Branch to be placed 230mm. on right of coupling with lead facing towards coupling. The extra length of hose which cannot flake on line to be trailed off to left side of ladder.

Competitor to start 14.63 metres behind centre of plug, run past hydrant (which will be set) to coupling, uncouple same, place male end on ground near branch, return to hydrant with female coupling and couple to hydrant, return to male coupling, pick up and attach branch thereto and ascend fixed ladder with branch attached to hose and strike finishing bar on top of platform. Hose to be carried up ladder in approved ladder harness.

Competitor to be standing with both feet clear of ladder when bar is struck. Bar to be placed with plumb line 1.8 metres from front edge of platform. Any competitor dropping hose or branch from stand or ladder or attempting to tighten branch after striking bar will be disqualified. Competitor to descend ladder in a safe manner, sliding down or leaving the ladder above the fourth rung may cause disqualification.

RULE 49. MARSHALL EVENT – ONE COMPETITOR

Hoses and appliances to be set out as in Marshall Event for Two Competitors and where applicable conditions of running to apply thereto. The competitor is to run with hydrant 3.658 metres to open plug, fix hydrant, break coupling on first length leaving male end on the ground, couple female to hydrant, pick up male and leave it close to 'Y', break coupling on second length, carry male to branch line, fix branch and lay it forward of branch line; carry female back, couple first and second lengths together leaving the coupling close to 'Y'; break coupling on third length, carry female back to hydrant, disconnect No. 1 coupling from hydrant and couple No. 3 in its place; pick up No. 3 male, carry it back and insert it in 'Y'; break coupling on fourth length, bring back female and couple it to 'Y'; break coupling between first and second lengths, couple No. 2 to 'Y', pick up No. 4 male, insert it in No. 2 branch, lay branch forward of branch line and run over finishing line.

Refer to "Special Notes" in Rule 50 where applicable.

RULE 50. MARSHALL EVENT – TWO COMPETITORS

There shall be four lengths of dry hose, each length measuring 7.7 metres and fitted with couplings. Each length to be doubled and coupled in the centre. Number 1 and 2 to be laid out on the right of the track. Number 3 and 4 on the left. The distance shall be 3.658 metres from start to plug, 3.658 metres from plug to first coupling, 3.658 metres from first coupling to 'Y' coupling, 3.658 metres from 'Y' coupling to second coupling, 3.658 metres from second coupling to branch line, 3.658 metres from branch line to finish.

Couplings are to be broken within a marked space of 914 mm, and any half of coupling not to be immediately used after breaking is to be left within this space unless otherwise specified. Couplings broken otherwise shall cause a miss. All gear is to be laid out by the officials and must not be touched by any competitor prior to starting. The plug being open, No. 1 competitor will run with the hydrant 3.658 metres to plug, fix hydrant, run to second length, break couplings (may turn back the female coupling about one metre or more without throwing it and without carrying male coupling over line) pick up male, fix branch and lay it forward of the branch line. Break coupling at fourth length take female coupling back and couple it to 'Y', break coupling between first and second lengths, couple female to 'Y', pick up male of fourth length, fix second branch, lay it forward of branch line and run over finish line.

The No. 2 competitor will run from starting line, break couplings of first length, couple female to hydrant, carry back male and lay it within the marked space close to 'Y', couple first and second lengths together, break couplings on third length, disconnect No. 1 female from hydrant and couple No. 3 in its place, couple No. 3 male to 'Y', run over finishing line.

Some portions of both branches must be forward of the branch line when the run is completed. Each competitor must carry out the work in the order specified for them. Couplings are not to be thrown, under penalty of disqualification. All couplings to be broken by hand. During the course of the run, if the first

coupling is only hooked on the hydrant, this will be accepted. After the run is finished all joints must be hand-tight or within 13 mm thereof, in accordance with the general conditions.

SPECIAL NOTES:

Lines will be marked on track 100 mm. wide, 914 mm. apart. Hose to be flaked on same.

All hoses, before making up, are to be laid out full length with male lead up then folded back to centre and coupled with male lead brought to top by rolling male coupling outwards.

All couplings to be in centre of marked space 914 mm. Knob on female coupling to be pointed to right.

Branches to be on Branch Line with lead facing competitor.

All hoses and appliances for Marshall events to be supplied by Association. Hydrant set to be approximately 8 o'clock.

No. 2 Competitor may tighten hydrant after coupling No. 3 length to hydrant but cannot re-set the hydrant.

No. 1 Competitor may tighten No. 4 coupling on 'Y' after coupling No. 2 length to 'Y' but cannot replace No. 4 coupling.

First branch must not be touched by a competitor after it has been placed down at branch line and competitor has handled the coupling in the next stage of the run.

After No. 1 hose has been disconnected it becomes a disabled length and may be left outside of the marked space; however it must not be thrown.

For correct interpretation for judging of couplings at "marked space of 914 mm"; refer to attachment 'B'.

For the Marshall events and the Y Coupling, 4 Competitors event:

- a) the width of the white line on all male couplings on hoses shall be 25mm;
- b) the white line shall be positioned in the centre of the hose when the hose is laying flat;
- c) the centre of the white line on the male couplings on hoses shall be 20mm from the start of the thread;
- d) the start of the thread on the male couplings on the hydrant and the Y shall remain at 32mm from the centre of the white line positioned in the centre of the outlets; the white line shall be 25mm in width.

RULE 51. 'Y' COUPLING EVENT – ONE COMPETITOR

Competitor to run 3.658 metres to plug which will be open, fix hydrant, run to coupling of first length of hose, break coupling, leave male within the marked space of 914 mm. take female and couple to hydrant, return to male end and insert same into 'Y', break couplings of second and third lengths and couple to 'Y', take male ends, run out and attach branches to each length and lay forward of the branch line 7.315 metres from the centre of the marked space of 914 mm. and cross the finish line, 21.946 metres from the starting line.

The branches at start of the event will be placed on the ground standing upright, 305 mm. apart, centre to centre, with the leads facing the plug, the 'Y' and couplings at the start of the event will be placed in a marked space of 914 mm., the centre of which will be 7.315 metres from the centre of the plug. Other conditions the same as for the 'Y' Coupling Event - Four Competitors.

NOTE: Y Coupling is placed in an upside down position with the female lead in the normal position.

RULE 52. 'Y' COUPLING EVENT – TWO COMPETITORS

Hose and appliances to be set out as in 'Y' Coupling Event - Four Competitors.

The No. 1 Competitor will run with the hydrant 3.658 metres to plug, fix hydrant, couple No. 1 male to 'Y', couple No. 4 female to 'Y', then take No. 4 male to branch line, fix branch, lay it forward of branch line and run over finishing line.

The No. 2 Competitor will run from starting line, break couplings on No. 1 length, take No. 1 female back to hydrant and couple it on, return to 'Y' and couple No. 2 female to 'Y', then take No. 2 male to branch line, fix branch, lay it forward of branch line and run over finishing line.

Some portions of both branches must be forward of the branch line when the run is completed. Each competitor must carry out the work in the order specified for them.

All couplings at the 'Y' must be broken within the marked space of 914 mm.; any portion not immediately used to be placed therein (unless otherwise stated), failing which the competitor will be disqualified; female couplings facing the hydrant and male couplings towards the branches.

RULE 53. 'Y' COUPLING EVENT – FOUR COMPETITORS

Four competitors from each team to run 3.658 metres to plug, which will be open, fix hydrant, couple female of first length of hose to hydrant and insert male of same length into 'Y', uncouple second and third lengths, couple females to 'Y', run out male ends, fix branches and lay forward of the line 7.315 metres from the centre of the marked space of 914 mm.

Time to be taken from the start until the last competitor crosses the finishing line, 21.945 metres from the starting line. The branches at the start of the event will be placed on the ground standing upright, 1014 mm. apart, (centre to centre) with the leads facing the plug.

The 'Y' and the couplings at the start of the event will be placed in a marked space of 914 mm. the centre of which will be 7.315 metres from the centre of the plug.

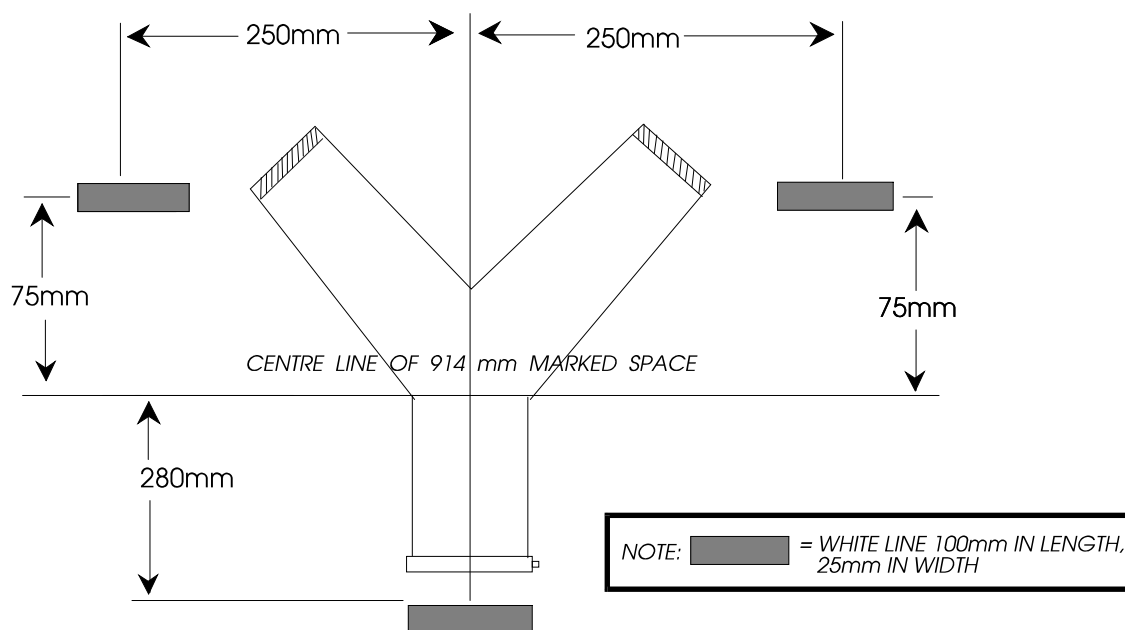
All equipment to be supplied by the Association and will be placed in position by the Judges; female couplings facing the hydrant and the males to the branches.

All couplings at the 'Y' must be broken within the marked space of 914 mm. and any portion not immediately used to be placed therein (unless otherwise stated) failing which the competitor will be disqualified.

Refer to "Special Notes" in Rule 50 where applicable.

'Y' COUPLING EVENTS

The standard distance for setting up of dry work couplings adjacent to the 'Y' piece shall be:



RULE 54. FLAKED HOSE EVENT – ONE COMPETITOR

All hose and appliances to be supplied by the Association. There shall be one 28 metre length of dry hose doubled and coupled in the centre, the branch shall be in an upright position, on a 50 mm white marked square or circle on the right hand side of the hose 230 mm from the coupling with the lead facing towards the hydrant, both placed within the marked space of 914 mm. The distance shall be 3.658 metres from start to plug, 13.716 metres from plug to centre of marked space of 914 mm., 13.716 metres from centre of marked space of 914 mm. to branch line, 3.658 metres from branch line to finishing line.

The competitor is to run with hydrant 3.658 metres to plug, remove top cap and cover, set hydrant, break coupling in centre, couple female coupling to hydrant, pick up male coupling and branch, fix branch, lay it forward of branch line and then run over the finishing line.

RULE 55. FLAKED HOSE EVENT – TWO COMPETITORS

All hose and appliances to be supplied by the Association. Equipment as in the Flaked Hose Event - One Competitor and where applicable conditions of running to apply thereto.

No. 1 Competitor will run from the starting line, remove top cap and cover from plug, set hydrant, run to centre of marked space of 914 mm., pick up male coupling and branch, fix branch, lay it forward of branch line, then run over the finishing line.

The No. 2 Competitor will break couplings in centre, leaving male coupling in marked space of 914 mm., couple female to hydrant then finish over the finishing line.

NOTE:

- a) It is not a Miss if the male coupling or branch is taken outside the marked space by the competitor using that part of the equipment ie. No 1 competitor.
- b) It is a Miss if No 2 competitor has caused part of that equipment to leave the marked space.

Couplings are to be broken within a marked space of 914 mm, and any half of coupling not to be immediately used after breaking is to be left within this space unless otherwise specified. Couplings broken otherwise shall cause a miss.

RULE 56. HYDRANT RACE – ONE COMPETITOR

Each competitor to run 9.144 metres, take hydrant off reel or stand and run with it 59.436 metres to plug, remove cover and cap, fix hydrant, and run over finishing line 4.572 metres forward of the plug. Hydrant to be placed in carrier on reel or stand before starting. Centre of stand to be in line with centre of plug.

If a competitor is unable to take the hydrant from the stand or reel for safety reasons, the competitor may start with the hydrant in their hands. The competitor/team coach should advise the Track Master of this intention at the start of the event.

Where possible, heats and finals to be conducted in fours, run in two lanes, the winners of the first round in each lane will go into the second draw, the winners of the second round in each lane will go into the run against time. Where five competitors are left to complete a heat or final against time, two then three competitors to be marshalled to compete.

RULE 57. HYDRANT RACE – ONE COMPETITOR (FOR JUNIORS UNDER 14 YEARS)

From a standing start, each competitor will run with hydrant 41.148 metres to plug with all other conditions the same as for the Hydrant Race - One Competitor, Rule 56.

RULE 58. REEL RACE – TWO COMPETITORS

Two competitors from each team to run 9.144 metres to the reel and run with it 59.436 metres with time being taken as hub of reel crosses finish line. Drum of reel can be fixed and/or pushing bar attached to frame of reel.

RULE 59. WET HOSE EVENT – TWO COMPETITORS

The track will be marked 27.432 metres forward from the centre line of the plugs. A disc shall be fixed 4.572 metres forward of the 27.432 metre mark and its centre shall be 3.658 metres above the track surface.

There shall be a 28 metre length of 38 mm. diameter wet hose with 64 mm. couplings drained, doubled and coupled in the centre of the 27.432 metre section of the track.

Couplings to be placed in the centre of a marked space of 914 mm., the centre being 13.716 metres from centre of plugs.

The branch shall be placed in an upright position on the right-hand side of the hose and 230mm. from the centre of the couplings, with its lead facing toward the plug line. A 19mm diameter orifice branch to be used.

Two competitors from each team to run, starting 3.658 metres from the centre line of plugs, remove plug cover and cap, set hydrant, break coupling, attach to hydrant, fix branch and hit disc with water. Branch must be forward of the 27.432 metre mark when water hits disc.

Couplings are to be broken within a marked space of 914 mm, and any half of coupling not to be immediately used after breaking is to be left within this space unless otherwise specified. Couplings broken otherwise shall cause a miss.

All equipment to be supplied by the Association with brigades to use own hydrant unless otherwise provided.

NOTE: Equipment and track markings are similar to the Wet Hose Event - Four Competitors, Rule 60.

RULE 60. WET HOSE – STRIKING FIRST & SECOND DISC EVENT – FOUR COMPETITORS

The track shall be marked at 27.432 metres and 54.864 metres forward from the centre of the plugs. A disc shall be fixed in a convenient position 4.572 metres past the 27.432 metre line and in a similar position past the 54.864 metre line, with the centres of discs being 3.658 metres above the track surface.

There shall be a 28 metre length of 38 mm. diameter wet hose with 64 mm. couplings, drained, doubled and coupled in the centre of the 27.432 metre section of the track. Couplings to be placed in the centre of a marked space of 914 mm., the centre being 13.716 metres from centre of plug. A branch shall be placed in an upright position on the right-hand side of the hose and 230 mm. from the centre of couplings with its lead facing the plug line. A 19mm diameter orifice branch to be used.

Second length (same measurements etc. as first length) doubled and coupled in the centre of the 27.432 metre to 54.864 metre section of track. Couplings to be placed in the centre of a marked space of 914 mm., the centre being 41.148 metres from centre of plug.

A branch shall be placed in an upright position on the right-hand side of the hose and 230 mm. from the centre of couplings with its lead facing the plug line. A 19mm diameter orifice branch to be used.

Four competitors from each team to run, starting 3.658 metres from centre line of plugs, remove plug cover and cap, set hydrant, break No 1 coupling, attach to hydrant, fix branch and hit disc with water, break No 2 coupling and couple No 2 hose to No 1 hose at the 27.432 metre line after disconnecting branch, fix branch to No 2 hose and hit disc with water. Branches must be forward of the 27.432 metre line and the 54.864 metre line respectively when water hits the respective disc.

Couplings are to be broken within a marked space of 914 mm, and any half of coupling not to be immediately used after breaking is to be left within this space unless otherwise specified. Couplings broken otherwise shall cause a miss.

Time to be taken from sounding of starting equipment until water hits disc forward of the 54.864 metre line.

Equipment to be supplied by the Association with brigades to use own hydrant unless otherwise provided.

Special Condition: That standard branches without handle be used.

RULE 61. WET HOSE – STRIKING SECOND DISC EVENT – FOUR COMPETITORS

The track shall be marked 27.432 metres and 54.864 metres forward from the centre line of the plugs. A disc shall be fixed 4.572 metres forward of the 54.864 metre mark and its centre shall be 3.658 metres above the track surface.

There shall be a 28 metre length of 38 mm. diameter wet hose with 64 mm. couplings drained, doubled and coupled in the centre of the 27.432 metre section of the track. Couplings to be placed in the centre of a marked space of 914 mm., the centre being 13.716 metres from centre of plugs.

Second length (same measurement etc. as first length) doubled and coupled in the centre of the 27.432 metre to 54.864 metre section of track. Couplings to be placed in the centre of a marked space of 914 mm., the centre being 41.148 metres from centre of plugs. The branch shall be placed in an upright position on the right-hand side of the hose and 230 mm. from the centre of couplings with its lead facing the plug line. A 19mm diameter orifice branch to be used.

Four competitors from each team to run, starting 3.658 metres from the centre line of plugs, remove plug cover and cap, set hydrant, break No 1 coupling, attach to hydrant, break No 2 coupling, couple No 1 hose to No 2 hose at the 27.432 metre line, fix branch to No 2 hose and hit disc with water. Branch must be forward of the 54.864 metre line when water hits disc.

Couplings are to be broken within a marked space of 914 mm, and any half of coupling not to be immediately used after breaking is to be left within this space unless otherwise specified. Couplings broken otherwise shall cause a miss.

All equipment to be supplied by the Association with brigades to use own hydrant unless otherwise provided.

RULE 62. WET HOSE FOUR COMPETITORS STRIKING ONE DISC TWICE

The track will be marked 27.432 metres forward from the centre line of the plugs. A disc shall be fixed 4.572 metres forward of the 27.432 metre mark and its centre shall be 3.658 metres above the track surface.

There shall be two 28 metre lengths of 38mm diameter wet hose both with 64mm couplings. The hoses shall be laid side by side 914mm apart with the plug being the centre point of the distance between the hoses. To assist brigades with the correct positioning of the two hoses, both hoses should be laid out to their full length and the end of the branch should extend 300mm past the branch line.

One 28 metre length of hose (No. 1) is to be positioned on the right side of the track looking towards the disc from the plug line and will be drained, doubled, coupled and the coupling placed in the centre of a marked space of 914mm, the centre being 13.716 metres forward of the centre of the plug.

A branch shall be placed in an upright position on the right side of the hose and 230mm from the centre of the couplings, with its lead facing the plug line. A 19mm diameter orifice branch to be used.

The other 28 metre length of hose (No. 2) is to be positioned on the left side of the track and will be drained, doubled, coupled and the couplings placed in the centre of a marked space of 914mm, the centre being 21.432m forward of the centre of the plug.

A branch shall be placed in an upright position on the right side of the hose and 230mm from the centre of the couplings with its lead facing the plug line. A 19mm diameter orifice branch to be used.

All equipment to be supplied by the Association with brigades to use own hydrant unless otherwise provided.

Four competitors from each team to run, starting 3.658 metres from centre line of plugs, remove plug cover and cap, set hydrant, break No 1 coupling, attach to hydrant, fix branch and hit disc with water, break No 2 coupling, remove No. 1 length of hose from hydrant, attach No. 2 length of hose to hydrant after the disc has been struck with water from No 1 length of hose, fix branch to No 2 hose and hit disc with water.

Couplings are to be broken within a marked space of 914 mm, and any half of coupling not to be immediately used after breaking is to be left within this space unless otherwise specified. Couplings broken otherwise shall cause a miss.

Branches must be forward of the 27.432 metre line when water hits disc. Branch Operators must control the branch with both hands.

The provisions of Rule 27 (a) must be complied with.

The coupling on No 1 length of hose must not be loosened or removed from the hydrant before the hydrant has been turned off or the pressure substantially reduced. Removal or loosening of the coupling must be by hand.

RULE 63. HOSE AND REEL FOURS EVENT

Four competitors from each team to run 9.144 metres to reel and then with reel and appliances 59.436 metres to plug, fix hydrant, run out one length of wet hose, attach to hydrant, fix branch, throw water and hit disc. Each reel must carry not less than 39.432 metres of hose including dummy length.

RULE 64. HOSE AND REEL SIXES EVENT

Six competitors from each team to run 9.144 metres to reel and then with reel and appliances 82.296 metres to plug, fix hydrant, run out first length of hose, attach to hydrant and break coupling, fix branch, throw water and hit disc; run out second length of hose, remove cap, fix coupling to hydrant and fix branch, throw water and hit disc. Both lines of hose to be run in the same direction and not crossed at completion of run. Each reel to carry at least 66.864 metres of hose, including dummy length.

The first disc must be struck with water before the cap is removed from the hydrant.

NOTE: Refer to Rule 27 (g) re marking of slack hose.

RULE 65. HOSE AND REEL EIGHTS EVENT

With the exception that eight competitors comprise the team, the conditions shall be the same as in the Hose and Reel Sixes Event.

RULE 66. HOSE AND LADDER EIGHTS EVENT

Eight Competitors from each team to run 9.144 metres to reel and then with reel and appliances 82.296 metres to plug, fix hydrant, run out one length of wet hose, break couplings, fix coupling and branch, raise ladder against platform. Ladder competitor to ascend ladder with hose and, while standing on platform WITH FEET CLEAR OF LADDER, throw water and hit disc 914 mm. in diameter. Ladder competitor to be holding branch, or where the branch is coupled to the hose, when water hits disc. The ladder must be thrown to be between the inside edge of two white lines marked on the padding at the top of the ladder staging 1600mm apart, before the ladder can be climbed. If a ladder competitor commences to climb a ladder positioned outside the two white lines it will lead to disqualification of the team. If water comes out of the branch before the ladder competitor has stepped onto the yellow painted rung three rungs from the top of the ladder stand deck / cushion pad it will lead to disqualification of the team. The ladder to be placed by the officials in a marked position on the ground with its foot 2.150 metres from the plumb line of front edge of platform. Any competitor allowing hose or branch to fall from the platform or ladder will cause disqualification of their team. The wet length of hose may be tested on the ground by the officials after the run is completed, and must measure not less than 27.432 metres in accordance with the General Conditions. The reel must be past the plug in a forward direction before the water hits disc. Each team must lay ladder at the foot of the platform after its run.

Not less than 39.432 metres of hose, including dummy length, to be carried on reel. The floor of platform to be 6.1 metres above the ground. To be run against time. Competitors throwing ladder may run direct from start to ladder. The centre of the base of the ladder shall be placed in the centre of lane and 17.3 metres from plug line.

NOTE: Refer to Rule 27 (g) re marking slack hose.

NOTE: It will be deemed a Miss if a competitor runs across or stands on a safety mat.

NOTE: If water comes out of the branch before the ladder competitor has stepped on the yellow painted rung three rungs from the top of the ladder stand deck / cushion pad it will lead to disqualification of the team.

RULE 67. HOSE AND LADDER FIVES EVENT

With the exception that five competitors comprise the team, and that the ladder be fixed permanently throughout this event, the conditions shall be the same as in the Hose and Ladder Eights Event.

NOTE: It will be deemed a Miss if a competitor runs across or stands on a safety mat.

NOTE: If water comes out of the branch before the ladder competitor has stepped on the yellow painted rung three rungs from the top of the ladder stand deck / cushion pad it will lead to disqualification of the team.

RULE 68. 'Y' COUPLING AND LADDER EIGHTS EVENT

For this event the track shall be marked at 27.432 metres and 54.864 metres respectively from the plugs, measuring forward in the direction of the run.

A disc shall be fixed in a convenient position 3.66 metres high and 4.572 metres past the 27.432 metre line, and in a similar position past the 54.864 metre line. Eight competitors from each team to run 9.144 metres to reel and with reel and appliance 27.432 metres to plug, fix hydrant, run out first length of wet hose, attach to hydrant, break coupling, fix branch, throw water, strike first disc, run out second length of hose, disconnect branch, couple first and second lengths of hose together, break third coupling, fix branch, throw water and strike second disc.

(Some portion of the first and second branches to be forward of the 27.432 metre and 54.864 metre lines respectively when the water hits the disc).

THE FIRST AND SECOND LENGTHS MUST NOT BE BROKEN UNTIL WATER STRIKES SECOND DISC AT 54.864 METRE LINE; then break couplings between first and second lengths of hose, insert 'Y' coupling with third length of hose, fix branch, ladder competitor ascend ladder with third length of hose and whilst standing on the platform with feet clear of the ladder, to throw water and hit disc. Ladder competitor to be holding branch, or where the branch is coupled to the hose, when water hits disc. Ladder to be fixed permanently throughout the event. Hydrant must be manned at all times. Each reel will be fitted with a securely affixed flat hose tray into which three continuously coupled lengths of hose must be flaked. Each hose will measure not less than 27.432 metres. A dummy length less than 12m may be used.

NOTE: Only the first coupling may be removed manually from the tray or coupling holder on reel. The second and third couplings and third length male coupling must not be manually removed from the tray, and MUST progressively drop from the tray in a single flake from the hydrant onwards until all hose has been laid out; if more than a single flake comes off the tray at the same time, it will be deemed a Miss.

The reel must be stationary before the pole is lowered towards the track after passing the second disc line. The centre of the base of the ladder shall be placed in the centre of the lane and 45.31 metres from the plug line.

Special Conditions: Water allowed to enter second length before breaking first coupling, but first disc must be struck BEFORE WATER SHOWS FROM SECOND LENGTH.

NOTE: It will be deemed a Miss if a competitor runs across or stands on a safety mat.

NOTE: If water comes out of the branch before the ladder competitor has stepped on the yellow painted rung three rungs from the top of the ladder stand deck / cushion pad it will lead to disqualification of the team.

RULE 69. DISABLED HOSE AND REEL SIXES EVENT

For this event, the track shall be marked at 27.432 metres and 54.864 metres respectively from the plugs, measuring forward in the direction of the run; a disc shall be fixed in a convenient position 3.66 metres high and 4.572 metres past the 54.864 metre line.

Six competitors from each team to run 9.144 metres to reel, and with reel and appliance 27.432 metres to plug, fix hydrant, run out two lengths of wet hose in one line not less than 54.864 metres fix branch and strike the disc with water (branch must be forward of 54.864 metre line when water hits disc).

Coupling must not leave the tray until past the 21.33 metre line. Run off from reel a third length of hose, disconnect the length between the hydrant and first coupling, connect the third length in place of the length taken out and again strike disc with water.

Centre coupling need not necessarily be over 27.432 metres line on completion of run, but judges have the right to call for a measurement of any length of hose.

Each reel will be fitted with a securely affixed flat hose tray into which three continuously coupled lengths of hose must be flaked. Each hose will measure not less than 27.432 metres. The second and third couplings and the third length male coupling must not be manually removed from the tray and must progressively drop from the tray from the hydrant onwards until all hose has been laid out. The flaked hose must not be manually removed from the tray. The first length off the reel is to be deemed the length to become disabled and is to be replaced with the third length off the reel.

For this event, the hose may be stripped off to the marker if you are using a strip off to drop the 2nd coupling just over the 21.33 metre line. The stripped hose may be flaked on top of the other flakes in the tray so that the marker is easily grasped when the 1st coupling runner is ready to come out with the coupling.

A dummy length less than 12m may be used.

RULE 70. HOSE, HYDRANT AND PUMPER EVENT – FOUR COMPETITORS

APPLIANCE: An approved Type Three Medium Pumper with a service hydrant with the lugs wound down; a 7.5 metre length of rolled suction hose with both couplings out is placed in off side locker 4; two 15 metre 38mm flaked delivery hoses with external lug couplings and shutoff branches fitted - the first delivery line is in the rear off side locker and the second delivery line is in the rear near side locker.

The rear of the appliance will face the plug and discs and positioned 7.316 metres from the pump inlet to centre of plug. Appliance engine to be idling and park brake applied. The branch line is 7.316 metres and the disc line 11.887 metres from the centre of the plug.

EQUIPMENT: Service Hydrant, Two 15m x 38mm Duraline hoses fitted with external couplings, one 7.5m x 64mm Duraline Suction hose fitted with C.F.A. 3 threads per inch couplings and two multi purpose pistol grip branches.

DRILL PROCEDURE: Four competitors from each team starting from the start line marked at the front of the Appliance 15m from the centre of the plug line.

HYDRANT COMPETITOR: Take the hydrant off hydrant stand and set in plug. After the hydrant has been set in the plug and hose coupled, the hydrant competitor or the coupler who couples the soft suction to the hydrant, may turn the water on and signal “water on” once the competitor has commenced to turn the hydrant spindle. These competitors can then perform other tasks.

PUMP OPERATOR: The Pump Operator must wear a ‘Pump Operator’ vest.

Open Tank Supply Valve. Open No 3 delivery valve after the tank supply valve has been opened. Remove plug from one of the four female coupling inlets of the pump and insert male coupling of soft suction hose. Open the suction valve. **THIS CAN ONLY BE DONE AFTER THE WATER ON SIGNAL HAS BEEN GIVEN.** Close Tank Supply Valve. Open No 2 delivery valve after the tank supply valve has been closed.

The pump operator may connect or tighten couplings during the run.

Close down the pump at the completion of run. (ALL VALVES MUST BE CLOSED SLOWLY - THIS IS NOT A JUDGING POINT).

Pump operators must stay at the pump or within an operational distance of 3 metres from the pump in all Pumper events, and the hose be marked indicating the 3 metre distance

OTHER COMPETITORS: To couple, run out hoses and branches as their team requires.

CONDITIONS:

Water supply in first delivery hose may be turned off after the first disc has been struck.

Discs must be hit with water in correct sequence i.e. No 1 disc – first delivery hose and No 2 disc – second delivery hose.

(IF WATER ENTERS A HOSE WHILE THAT HOSE IS IN THE HOSE TRAY THIS DOES NOT CONSTITUTE A MISS.)

All lockers in use will be open at the start of the event and left open at all times.

Hose trays are not to be physically fully or partially removed during the run. (Charged hose lines may remove the hose tray during the run, this is not a miss.)

Pump to be governed by the Championships Coordinator to approximately 650 kpa. When rolling the soft suction from the centre the female coupling is to be placed on top with the lead of the male coupling facing up. The soft suction is to be stored in locker offside No 4 with the male coupling on the outside.

The door of the locker will be locked open and the soft suction placed in an accessible position with the couplings facing outward and the hose resting on the floor of the locker.

POSITIONING OF HYDRANT:

The hydrant will be mounted on a competition hydrant stand one metre (1m) forward of the start line on the near (passenger) side with a clearance from the side of the pumper (or mirrors) of 1800mm. The hydrant stand can be adjusted in height to suit the competitor and the competitor may advise judge on direction of the head of hydrant.

Water supply for this event must be not less than 4 seconds through a 27.432 metre length of competition hose.

RESOURCES FOR PUMPER EVENT:

4 x Bottom short plastic hose bins

4 x 15m x 38mm E.L. Coupled Duraline Hoses

2 x Service Hydrants

2 x 32mm gal. long radius male and female bends

2 x 65mm diameter x 7.5m in length, duraline soft suction hoses

2 x shut off branches

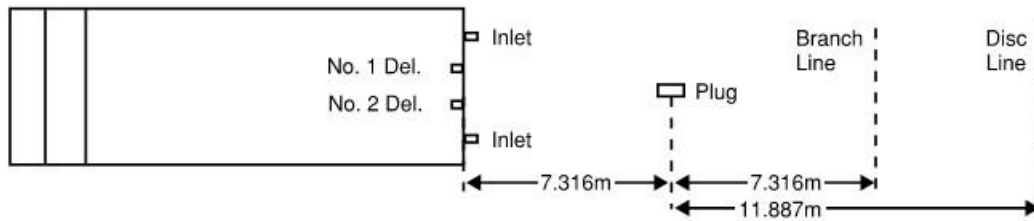
1 x Bottom plug and top cap for plug

Hose Winder. (Soft Suction Hose)

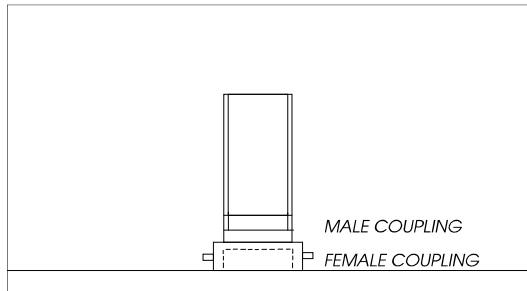
Mark delivery hoses to locate in hose bin.

Mark couplings to prevent over tightening when stowed in hose bin for consistency

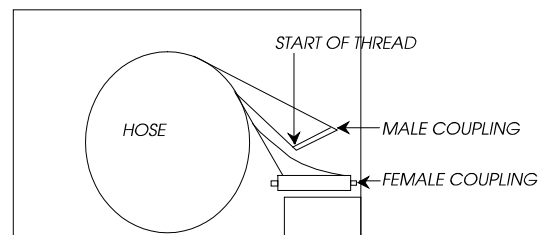
LAYOUT OF EVENT



STORAGE OF SOFT SUCTION



LOCKER FRONT ELEVATION



LOCKER END ELEVATION

RULE 71. PUMPER AND LADDER – FIVE COMPETITORS

APPLIANCE: An approved Type Three Medium Pumper with a service hydrant with the lugs wound down; a 4.5 metre length of rolled suction hose with both couplings out is placed in off side locker 4; two 30 metre 38mm flaked delivery hoses with external lug couplings and shutoff branches fitted, will be located in the rear off side locker and the second delivery line in the near side rear locker.

The rear of the appliance will face the plug and discs and positioned 4.32 metres from the pump inlet to centre of plug. Appliance engine to be idling and park brake applied. The branch line is 21.34 metres (yellow 70 feet line) and the disc line 32 metres from the centre of the plug. The ladder staging is 17.30 metres from the centre of the plug.

EQUIPMENT: Service Hydrant, Two 30m x 38mm Duraline hoses fitted with external lug couplings, one 4.5 metre x 64mm Duraline Suction hose fitted with C.F.A. 3 threads per inch couplings and two shutoff branches set at 230 litres per minute. The shut off branch which is carried up the ladder has the pistol grip removed. Ladder harness.

DRILL PROCEDURE: Five competitors from each team starting from the start line marked at the front of the Appliance 13 metres from the centre of the plug line.

The object of this event is to extinguish fires on the ground floor and second storey of a two storey building. A crew of five firefighters working as a team, use hydrant water relayed through the pump, via two delivery hose lines and one ladder to the elevated position. Time is taken when the second water stream strikes the finish target on ladder staging.

Firefighter number 2 must wear a 'Pump Operator' vest and may perform other tasks to those specified below prior to the operation of the Pump. Other firefighters can perform other roles to those indicated below. Firefighter number 2 must perform those tasks as specified.

Firefighter number 1: On start command move to off side hose locker number 4 and collect one 4.5 metre length of 64mm rolled duraline hose (on bite), bowl out hose, place male end at rear of appliance and take female end to stand pipe and couple to standpipe (alternatively the hose can be coupled by another firefighter), move to base of ladder staging and assist ladder competitor with hose.

Firefighter number 2 (Pump Operator): Pump operation must be in sequence. Move to rear of appliance. Remove plug from one of four female coupling inlets and insert male coupling. Open pump inlet valve after

WATER ON signal. Close tank to pump valve. Open number three delivery valve. Open number two delivery valve. The pump operator may connect or tighten couplings during the run.

First disc (ground level) must be struck prior to second disc (ladder staging).

Pump operators must stay at the pump or within an operational distance of 3 metres from the pump in all Pumper events, and the hose be marked indicating the 3 metre distance

Firefighter number 3: On start command move to rear of appliance, retrieve coupling from off side rear locker, couple to delivery number 3 and return to locker, remove all flaked hose and branch, move to branch line, open branch and strike target.

Firefighter number 4: On start command move to rear of appliance, retrieve coupling from nearside rear locker, couple to delivery number 2 and return to locker, remove all flaked hose and branch, move to ladder with hose attached to ladder harness and ascend ladder, open branch, and strike target.

NOTE: If water comes out of the branch before the ladder competitor has stepped on the yellow painted rung three rungs from the top of the ladder stand deck / cushion pad it will lead to disqualification of the team.

Firefighter number 5: On start command take hydrant off hydrant stand and set in plug. After the hydrant has been set in the plug and hose coupled, signal "water on" once competitor has commenced to turn hydrant spindle.

Ladder Assist: As a safety issue, the ladder assist must be assisting on the ladder length forward of the hydrant, before the ladder competitor steps onto the ladder staging except in instances where water has not entered the hose or is less than 5 metres into the hose (plug line), when the ladder competitor reaches the top of the ladder.

CONDITIONS: Discs must be hit with water in correct sequence i.e. No 1 disc – first delivery hose (off side rear locker) and No 2 disc – second delivery hose (near side rear locker). (IF WATER ENTERS A HOSE WHILE THAT HOSE IS IN THE HOSE TRAY THIS DOES NOT CONSTITUTE A MISS.) All lockers in use will be open at the start of the event and left open at all times. Hose trays are not to be physically fully or partially removed during the run. (Charged hose lines may remove the hose tray during the run, this is not a miss.) Pump to be governed by the Championships Coordinator to approximately 650 kpa. When rolling the soft suction from the centre the female coupling is to be placed on top with the lead of the male coupling facing up. The soft suction is to be stored in offside No 4 locker with the male coupling on the outside. The door of the locker will be locked open and the soft suction placed in an accessible position with the couplings facing outward and the hose resting on the floor of the locker.

POSITIONING OF HYDRANT:

The hydrant will be mounted on a competition hydrant stand one metre (1m) forward of the start line on the near (passenger) side with a clearance from the side of the pumper (or mirrors) of 1800mm.

The hydrant stand can be adjusted in height to suit the competitor and the competitor may advise judge on direction of the head of hydrant.

Water supply for this event must be not less than 4 seconds through a 27.432 metre length of competition hose.

RESOURCES FOR PUMPER EVENT:

4 x Bottom short plastic hose bins

4 x 30 metre x 38mm External Lug Coupled Duraline Hoses

2 x Service Hydrants

2 x 32mm gal. long radius male and female bends fitted with an External Lug coupling

2 x 64mm diameter x 4.5 metres in length, duraline soft suction hoses

2 x shut off branches (one must be Protek style 361 or equivalent) – pistol grip removed from branch carried up ladder.

1 x Bottom plug and top cap for plug

Hose Winder. (Soft Suction Hose)

Mark delivery hoses to locate in hose bin.

Collars fitted with External Lug couplings to suit cradle ladder harness and D type ladder harness.

RULE 72. HYDRANT AND TANKER EVENT – FOUR COMPETITORS

APPLIANCE: An approved Medium Tanker with a service hydrant with the lugs wound down; a 7.5 metre length of 64mm Extruded suction hose with Storz couplings rolled on the bight with both couplings out is placed in N/S or O/S work deck area with door in the open position; one 15 metre 38mm delivery hose with external lug couplings rolled on the bight placed on the N/S work deck area and one 15 metre 38mm delivery hose with external lug coupling rolled on the bight placed on the O/S work deck area. A small town branch is placed in a branch holder attached to the N/S and O/S rear body of tanker.

The rear of the tanker will face the plug and discs positioned 7.316 metres from the pump inlet to centre of plug. Appliance engine to be idling and park brake applied. Pump to be running and set at 500kpa with recirculation valve on. The branch line is 7.316 metres and the disc line 11.887 metres from the centre of the plug.

EQUIPMENT: Service Hydrant, two 15m x 38mm delivery hoses fitted with external lug couplings, one 7.5 metre x 64mm Extruded suction hose fitted with Storz couplings and two town branches.

The object of this event is to extinguish a structure fire, initially with a single attack line followed by a second attack line. A crew of four firefighters working as a team initially attack the structure fire with a single hose line using water from the tank while the hydrant is being shipped to provide water to the tanker. A second hose line is then utilised to attack the fire and water from the hydrant is brought into the firefight (this is not a judging point).

The time is taken when the second water stream strikes the disc.

(If the event is run in pairs a knock down disc for the first water, right hand side will be required.)

DRILL PROCEDURE: Four competitors from each team starting from the start line marked at the front of the tanker 15 metres from the centre of the plug line; take hydrant off hydrant stand and set in plug; remove 7.5 metre x 64mm suction hose from either O/S Deck area or N/S Deck area, bowl out hose, connect to hydrant and other end to tanker boost point inlet; collect 38mm delivery hose from N/S Deck area, bowl out hose, connect to a delivery outlet at the rear of tanker, fit branch, open valve, and strike RHS disc with water; collect 38mm delivery hose from O/S Deck area, bowl out hose, connect to a delivery outlet at the rear of tanker, fit branch, open valve, and strike LHS disc with water.

Water from the hydrant can be delivered to the tanker at any time during the run. The boost point inlet valve must be opened prior to the completion of the run if delivering water to the appliance during the run (this is not a judging point).

Note: Right hand side disc must be struck first.

All Deck area doors will be open at the start of the event and always left open. Pump to be governed by the Championships Coordinator to 500 kpa. The soft suction is to be stored in N/S Deck area or O/S Deck area placed in an accessible position with the couplings facing outward and the hose resting on the floor of the deck.

POSITIONING OF HYDRANT:

The hydrant will be mounted on a competition hydrant stand one metre (1m) forward of the start line on the near side (passenger) with a clearance from the side of the tanker (or mirrors) of 1800mm.

The hydrant stand can be adjusted in height to suit the competitor and the competitor may advise judge on direction of the head of hydrant.

RESOURCES FOR TANKER EVENT: (RUN IN PAIRS OR ON ALTERNATE SIDES OF TRACK).

4 x 15 metre x 38mm External Lug Coupled Extruded Hoses.

2 x Service Hydrants.

2 x 64mm diameter x 7.5 metres in length Extruded soft suction hoses with Storz couplings.

4 x small town branches.

2 x Bottom plugs and top caps for plugs.

Hose winder for soft suction.

Judging points:

Hydrant is within 13mm of hand tight in plug.

Branches are over the branch line prior to striking disc.

Right hand side disc is struck first.

Left hand side disc struck second for the finish time.

When running in pairs hoses are not to enter the other lane.

Soft suction hose must be coupled to the hydrant and boost point before the completion of the run.

If water is being delivered to the appliance during the run, a water on signal is to be given prior to the completion of the run and the boost point inlet valve is opened prior to the completion of the run. The boost inlet valve can be opened after the water on signal has been given.

Any competitor can open valves during the run.

One competitor must be within reach of the pump at all times during the run, so hoses can be shut off in case of an uncontrolled hose.

Hoses must be bowled as per CFA Fire Ground Practice (FGP) 1.2.1 – Bowling out Hose on the Bight

A suggested way of running the event. Teams may choose to alter the method.

Runner 1. Set hydrant in plug, couple suction hose to hydrant, signal water on while turning the hydrant on if required.

Runner 2. Take hose from N/S deck area, bowl hose, advance to rear of tanker, couple to delivery outlet, fit branch from branch holder and advance to branch line and strike RHS disc with water.

Runner 3. Take suction hose from O/S or N/S deck area, bowl out hose and hand coupling to hydrant competitor, advance to back of tanker and couple suction hose to boost point inlet, turn on delivery outlet for first delivery hose, couple second delivery hose to delivery outlet and turn on delivery valve. Open Boost point inlet valve, when water on call is given from hydrant competitor, this must be opened prior to completion of the run if required.

Runner 4. Take hose from O/S deck area, bowl hose, advance to rear of tanker, couple to delivery outlet, fit branch from branch holder and advance to branch line and strike LHS disc with water.

RULE 73. WET HOSE STRIKING ONE DISC TWICE WITH REMOVABLE BACK CAP – FOUR COMPETITORS

The track will be marked 27.432 metres forward from the centre line of the plugs.

A disc shall be fixed 4.572 metres forward of the 27.432 metre mark and its centre shall be 3.658 metres above the track surface.

There shall be two lengths of 64mm diameter wet hose both with 64mm couplings. The hoses shall be rolled on the bite.

Each team to supply their own hoses, branches, Hydrant and back cap. If teams do not have suitable equipment, it will be supplied.

Suggested way of running the event.

Runner 1: Starting 3.658 metres from centre line of plugs, remove plug cover and cap, set hydrant.

Runner 2: Starting 3.658 metres from the line of plugs. Carry rolled hose and bowl hose in the direction of the start line, connect coupling to the hydrant, Hose must be bowled before the plug line. If the competitor

bowls the hose forward of the plug line it will be deemed a Miss. Assist competitor 3 over branch line. Fix branch to second length of hose throw water and hit disc.

Runner 3: Starting 3.658 metres from the line of plugs with branch in hand. Fix branch to first length of hose. Proceed to the branch line 27.432 metres forward of the plug line throw water and hit disc.

Runner 4: BEFORE THE COMMENCEMENT OF THE RUN: Place second length of hose and branch on 70 foot yellow line.

Starting 3.658 metres from line of plugs run to second length of hose and bowl hose in the direction of the disc. Competitor must be forward [Disc side] of the yellow 70 foot mark when the hose is bowled. Place male coupling on the track and run back to hydrant, remove cap, fix coupling to hydrant.

JUDGING POINTS:

If competitor 2 bowls the hose forward of the plug line it will be deemed a Miss.

If competitor 4 is not forward [Disc side] of the yellow 70 foot mark when the hose is bowled it will be deemed a Miss.

Hoses must be bowled as per CFA Fire Ground Practice (FGP) 1.2.1 – Bowling out Hose on the Bight

Both lines of hose to be run in the same direction and not crossed at completion of run.

The first disc must be struck with water before the cap is removed from the hydrant.

Branches must be forward of the 27.432 when water hits disc.

RULE 74. 'Y' COUPLING SIX COMPETITORS EVENT

For this event the track shall be marked at 27.432 metres and 54.864 metres respectively from the plugs, measuring forward in the direction of the run.

A disc shall be fixed in a convenient position 3.66 metres high and 4.572 metres past the 27.432 metre line, and in a similar position past the 54.864 metre line. Six competitors from each team to run 9.144 metres to reel and with reel and appliance 27.432 metres to plug, fix hydrant, run out first length of wet hose, attach to hydrant, break coupling, fix branch, throw water, strike first disc, run out second length of hose, disconnect branch, couple first and second lengths of hose together, break third coupling, fix branch, throw water and strike second disc, bring female coupling end of the third length of hose back to the 27.432 metre line and connect to 'Y' coupling.

(Some portion of the first and second branches to be forward of the 27.432 metre and 54.864 metre lines respectively when the water hits the disc).

THE FIRST AND SECOND LENGTHS MUST NOT BE BROKEN UNTIL WATER STRIKES SECOND DISC AT 54.864 METRE LINE; then break couplings between first and second lengths of hose, insert 'Y' coupling with third length of hose, fix branch, throw water and strike second disc again with water from the third length of hose. Some portion of the branch to be forward of the 54.864 metre line when the water hits the disc. Hydrant must be manned at all times. Each reel will be fitted with a securely affixed flat hose tray into which three continuously coupled lengths of hose must be flaked. Each hose will measure not less than 27.432 metres. A dummy length less than 12m may be used.

NOTE: Only the first coupling may be removed manually from the tray or coupling holder on reel. The second and third couplings and third length male coupling must not be manually removed from the tray, and MUST progressively drop from the tray in a single flake from the hydrant onwards until all hose has been laid out; if more than a single flake comes off the tray at the same time, it will be deemed a Miss.

The reel must be stationary before the pole is lowered towards the track after passing the second disc line.

Special Conditions: Water allowed to enter second length before breaking first coupling, but first disc must be struck BEFORE WATER SHOWS FROM SECOND LENGTH.

APPENDIX AND ATTACHMENTS

APPENDIX – LIST OF ASSOCIATION SPECIFICATIONS

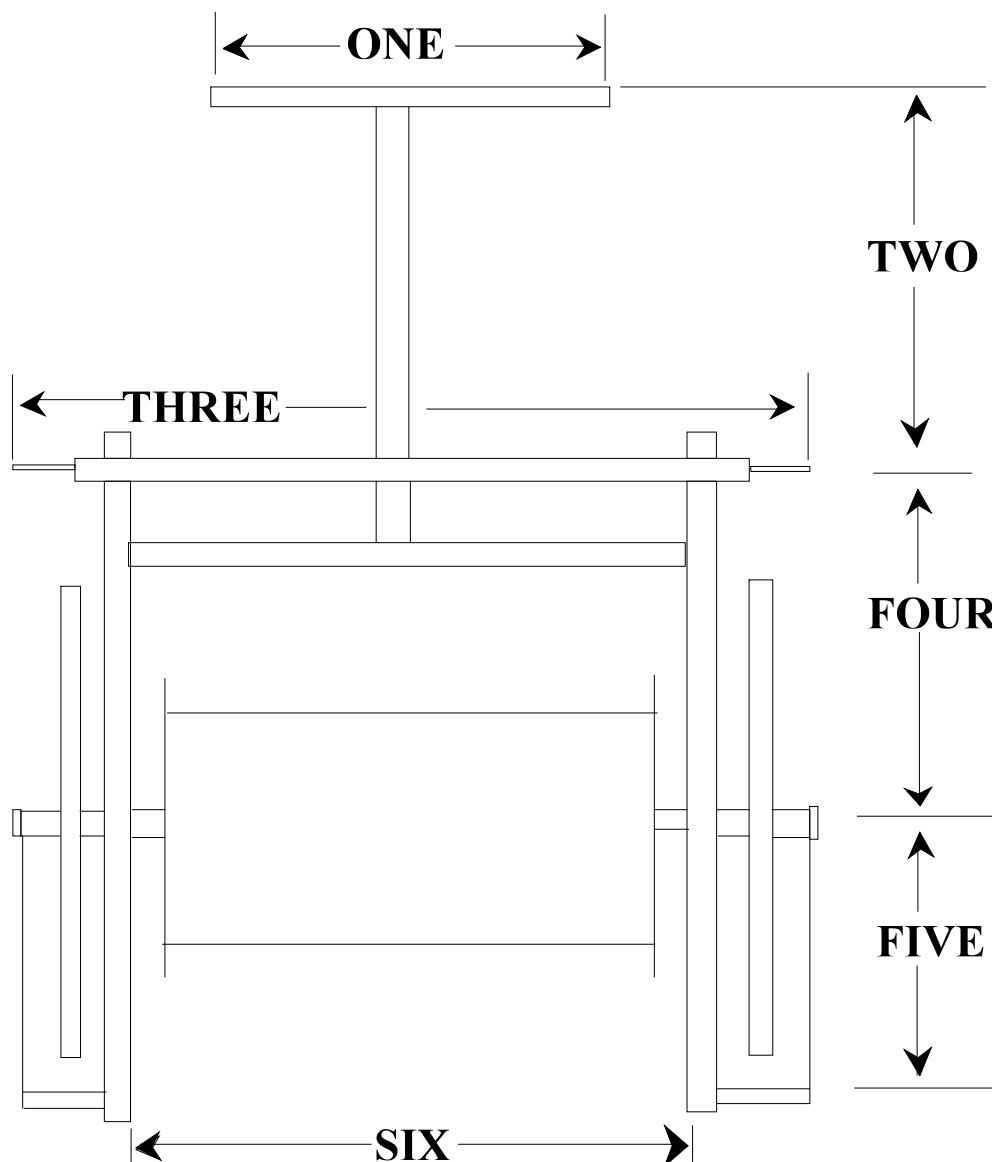
	Drawing Number
Track – General Arrangement (Long and Short)	1
Competition Ladder	2
Ring Main Arrangement	3.1
Plug Pit Cover and Surround	3.2
Orifice Plates	3.3
Competition Lugs	3.4
Ladder Stand General Arrangement	4.1
Ladder Stand Structure	4.2
Ladder Stand Modifications	4.3
Pump System General Arrangement	5.1
Pump System Tank and Pipework Details	5.2
Branch Inspection Gauge	6
Marshall Track (Wet and Dry Plug)	7.1
Plug Box Dry Marshall Track	7.2
Plug Cover	7.3
Hydrant	8
Branch	9.1
‘Y’ Dividing Branch Piece	11
Male Coupling – Long Tail	12.1
Male Coupling	12.2
Female Coupling	12.3
Female Coupling Thread Ring	12.4
Back Cap	12.5

ATTACHMENT A – COMPETITION REEL SPECIFICATIONS

VOLUNTEER FIRE BRIGADES VICTORIA

SPECIFICATIONS – COMPETITION REELS – APPROVED 29/3/1987

ALL MEASUREMENTS IN 'MM'



ONE:

MAX. WIDTH	1000
MIN. WIDTH	750

TWO:

MAX. LENGTH	1100
MIN. LENGTH	800

THREE:

MAX. WIDTH	1650
MIN. WIDTH	1400

FOUR:

MAX. LENGTH	1000
MIN. LENGTH	800

FIVE:

MAX. LENGTH	1000
MIN. LENGTH	750

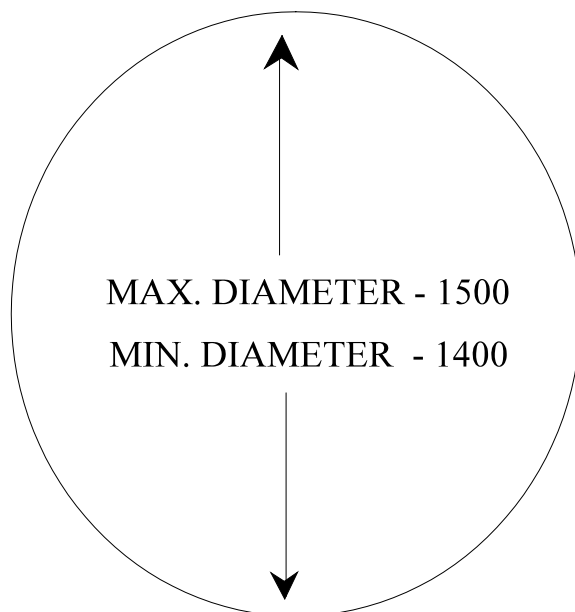
SIX:

MAX. WIDTH	1100
MIN. WIDTH	950

ALL MEASUREMENTS IN 'MM'

SEVEN:

WHEELS:



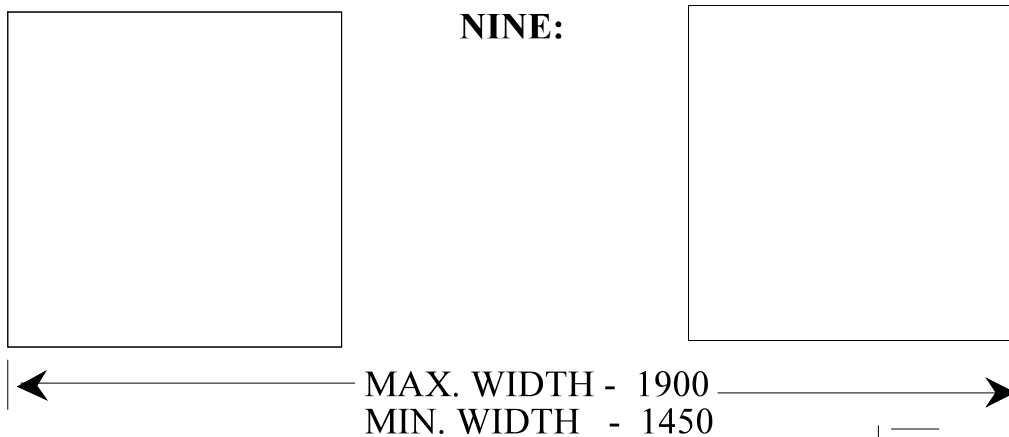
EIGHT:

AXLE:



REAR FRAME WORK:

NINE:



DRUM:

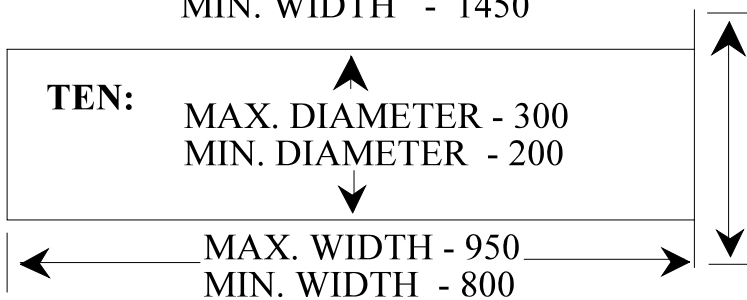
TEN:

MAX. DIAMETER - 300
MIN. DIAMETER - 200

ELEVEN:

MAX. DIA - 750
MIN. DIA - 650

TWELVE:



ATTACHMENT B – MARSHALL EVENTS

Rules applicable to coupling positions at marked space of 914 mm.

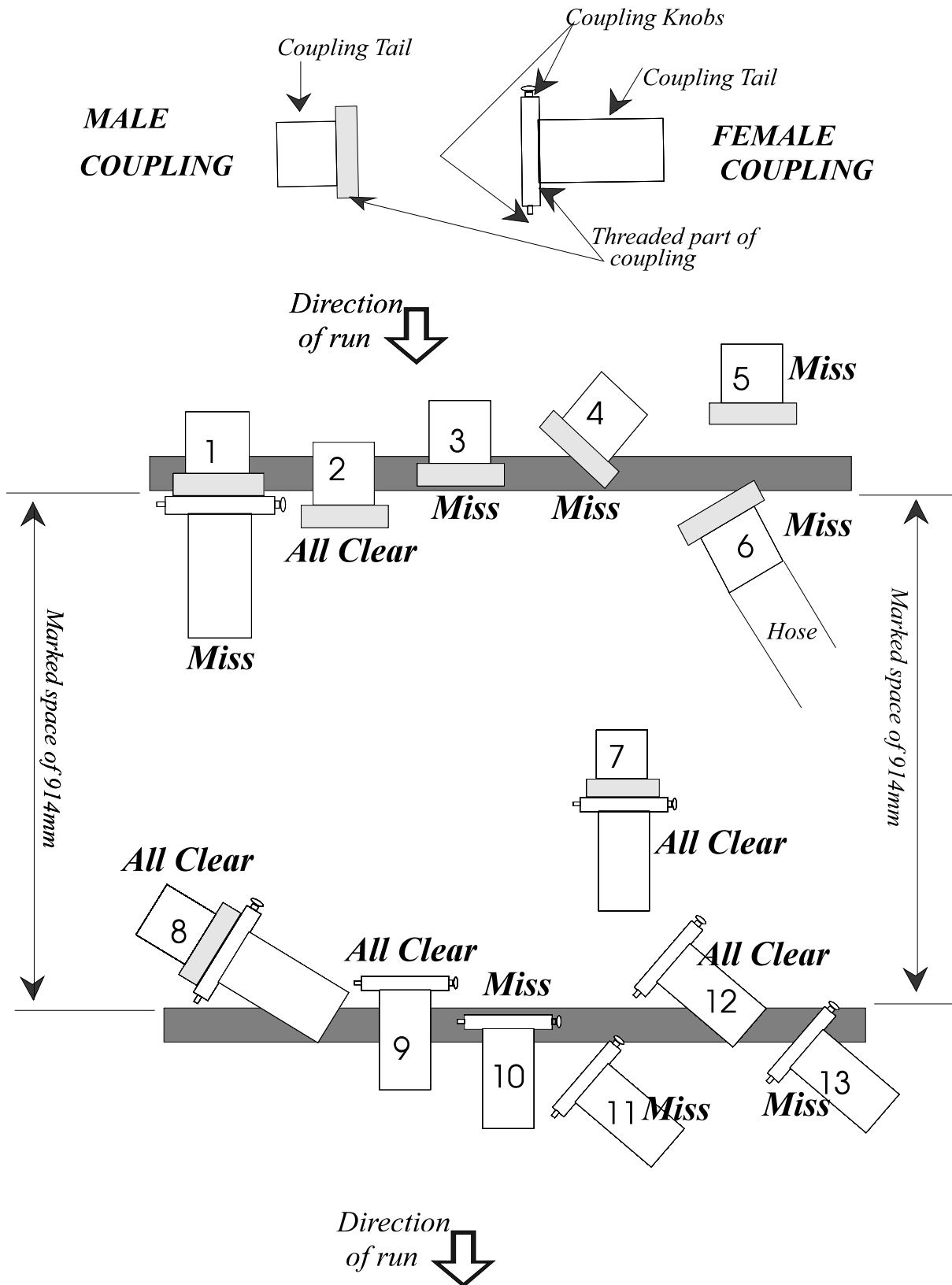
Rulings to be read with sketch of coupling positions numbered 1 to 13.

- a) Connected coupling position No 1 is a **miss** due to the threaded part of the male coupling being on the line.
- b) Male coupling No 2 is **all clear** due to all the threaded part being in the marked space of 914 mm.
NOTE: Coupling tail on the line is not a miss.
- c) Male coupling No 3 is a **miss** due to threaded part of coupling being on the line.
- d) Male coupling No 4 is a **miss** due to threaded part of coupling being on the line.
- e) Male coupling No 5 is a **miss** due to all the threaded part being outside the line.
- f) Male coupling No 6 is a **miss** due to part of thread being on the line.
- g) Connected coupling No 7 is **all clear** as both threaded parts of male and female are in the marked space of 914 mm.
- h) Connected coupling No 8 is **all clear** as both threaded parts of male and female are in the marked space of 914mm.
Note: The knob of the female coupling, and its tail being on the line does not constitute a miss.
- i) Female coupling No 9 is **all clear** as all the threaded part is in the marked space of 914 mm.
- j) Female coupling No 10 is a **miss** as the threaded part is on the line.
- k) Female coupling No 11 is a **miss** as all the threaded part is outside the line.
- l) Female coupling No 12 is **all clear** as all threaded part is in the marked space of 914 mm.
NOTE: The knob and tail being on the line does not constitute a miss.
- m) Female coupling No 13 is a **miss** due to the threaded part being on the line.

NOTE: These interpretations, 1 to 13 inclusive also apply to the threaded parts of the 'Y' and couplings attached thereto.

MARSHALL EVENTS

Interpretation of Rules Applicable to Marked Space of 914mm



ATTACHMENT C – RULE CHANGES & AMENDMENTS HISTORY

Amendment approved October 2025

Rule 1. Eligibility to Compete – Senior Brigades. Alteration to the minimum number of competitors required to enter two teams at the State Championships.

Rule 7. Borrowing a Competitor. Amendment to borrowing rules when entering two or more teams in the State Championship and insertion of rules relating to female section events.

Rule 9. Aggregate Points & Records. Alteration of point allocations for appliance events.

Rule 10A. Female Section Events. Insertion of new rules.

Rule 74. Y Coupling 6 Competitors Events. Insertion of rules for new event.

Amendment approved September 2024

Rule 1. Eligibility to Compete – Senior Brigades. Added wording for the minimum number of competitors a Senior brigade needs to enter two teams in A Section at the State Championships.

Amendment approved February 2024

Rule 41. Timekeeping. Removed wording relating to competitors being able to finish through the same recording device; to ensure that competitors must finish through separate recording devices when being used.

Amendment approved October 2023

Rule 9. Aggregate Points & Records. Updated event listing for Senior Brigade Championships to reflect current events

Rule 56. Hydrant Race – One Competitor. Added wording to allow for competitors to start with the hydrant in their hand.

Rule 71. Pumper and Ladder – Five Competitors. Amended rules relating to the positioning of the ladder stand and length of suction hose required.

Rule 72. Hydrant and Tanker Event – Four Competitors. Amended rules relating to the delivery of water to the tanker during the event.

Amendment approved February 2023

Rule 72. Hydrant and Tanker Event – Four Competitors. Added wording to judging points: *“Hoses must be bowled as per CFA Fire Ground Practice (FGP) 1.2.1 – Bowling out Hose on the Bight.”*

Rule 73. Wet Hose Striking One Disc Twice with Removable Back Cap – Four Competitors: Removed wording indicating that teams may alter the running method. Added wording to judging points: *“If competitor 2 bowls the hose forward of the plug line it will be deemed a Miss.” And “If competitor 4 is not forward [Disc side] of the yellow 70 foot mark when the hose is bowled it will be deemed a Miss.” And “Hoses must be bowled as per CFA Fire Ground Practice (FGP) 1.2.1 – Bowling out Hose on the Bight”*

Amendment approved September 2022

Rule 73. Wet Hose Striking One Disc Twice with Removable Back Cap – Four Competitors: approved as an additional event for 2023 following trial in 2022.

Amendment approved February 2022

Rule 72. Hydrant and Tanker – Four Competitors: amended rules approved.

Amendment approved January 2022

Rule 72. Hydrant and Tanker – Four Competitors: amended rules approved.

Amendments approved 27th October 2021

Rule 28(a). Ladders – General Conditions: wording added: *“The styles to be painted SAFETY YELLOW between the eleventh and twelfth rungs and the 19th rung to be painted SAFETY YELLOW for a distance of 76mm from the styles.*

Rule 66. Hose and Ladder Eights Event: wording added: *“If water comes out the branch before the ladder competitor has stepped on to the yellow painted rung, three rungs from the top of the ladder stand deck /*

cushion pad it will lead to disqualification of the team.” and “NOTE: If water comes out the branch before the ladder competitor has stepped on to the yellow painted rung, three rungs from the top of the ladder stand deck / cushion pad it will lead to disqualification of the team.”

Rule 67. Hose and Ladder Fives Event: wording added: *“NOTE: If water comes out the branch before the ladder competitor has stepped on to the yellow painted rung, three rungs from the top of the ladder stand deck / cushion pad it will lead to disqualification of the team.”*

Rule 68. Y Coupling and Ladder Eights Event: wording added: *“NOTE: If water comes out the branch before the ladder competitor has stepped on to the yellow painted rung, three rungs from the top of the ladder stand deck / cushion pad it will lead to disqualification of the team.”*

Rule 71. Pumper and Ladder – 5 Competitors: wording added: *“NOTE: If water comes out the branch before the ladder competitor has stepped on to the yellow painted rung, three rungs from the top of the ladder stand deck / cushion pad it will lead to disqualification of the team.”*

Rule 72. Hydrant and Tanker – 4 Competitors: amended rules approved.

Amendment approved 16th March 2019

Rule 61. Wet Hose Four Competitors Striking One Disc Twice: wording added: *“Branch Operators must control the branch with both hands”.*

Amendment & additional event 18th August 2018

Rule 69. Disabled Hose and Reel Sixes: rule modified for using the tray.

Rule 72. Hydrant and Tanker, Four Competitors: approved as an additional event for 2020 following trial in 2019.

Amendments approved 18th August 2018

Rule 7. Borrowing: additional wording to 7.(e) for Seniors, and to Rule 7.(c) for Juniors, that where a Brigade has more than one team it is required to fill its higher team/s, with additional teams to borrow if required.

Rule 69. Disabled Hose & Reel Sixes: amended rules.

Amendments approved 3rd June 2018

Wording amended of ‘Brigades’ to ‘Teams’ in Borrowing Rule and elsewhere, to provide clarification where Brigades have more than one team entered.

Amendment approved 14th April 2018:

Rule 43. Track Master: wording added: “In the interest of safety to track officials and/or competitors, the Track Master is empowered to turn water off or to instruct a brigade hydrant competitor to turn water off **where the safety of competitors or officials is at risk or where** a competitor is at risk of losing his hold of the ladder or has lost control of a branch in wet events and hose is uncontrolled and creating a danger to persons on the track, and further in such circumstances the run be given a Miss, irrespective of whether the disc has been struck or not.”

Amendment approved 11th November 2017

Rule 26. Reels: adding specifications for the hose tray under 26.(a)(vii).

Rule 68. Y Coupling & Ladder Eights Event: adding “Ladder competitor to be holding branch, *or where the branch is coupled to the hose*, when water hits disc” to be consistent with Rule 66.

Amendment approved 9th September 2017

Rule 7. Borrowing a Competitor: numbers of competitors amended for certain Senior events & positions.

Amendments approved 3rd June 2017

Rule 18. Protests: added wording to 18.(a) in regard to not being acceptable to protest against another team

Rule 7. Borrowing a Competitor: amended to reflect that there be no limit on numbers of competitors that can be borrowed from noncompeting teams for Seniors & Juniors; and for Seniors, that up to 3 may be borrowed from competing teams on the day

Rule 27(i) Out of Control Hose: amended to more accurately reflect the safety emphasis

Rule 62. Wet Hose Four Competitors Striking One Disc Twice: added to explain how the event is conducted

Rule 2. Senior Members Eligible to Compete: (ii) amended regarding eligibility of career firefighters competing

Amendment approved 18th March 2016

Rule 41. Timekeeping: added: *It is not necessary for competitors to finish through separate recording devices where the recording system is capable of recording the times of all competitors irrespective of which device they finish through.*

Amendments approved 20th August 2016

Rule 1. a). Eligibility to Compete – Seniors: reworded: *“shall be eligible to enter one or more teams”*

Rule 3. a). Eligibility to Compete – Juniors: reworded: *“shall be eligible to enter one or more teams”*

Rule 4. (i) Junior Members Eligible to Compete: reworded to omit requirement to be elected

Amendments approved 28th May 2016

Rule 27. Hoses: (b) Dummy Length: reworded

Rule 68. Y Coupling & Ladder Eights Event: added: *A dummy length less than 12m may be used.*

Amendment approved 23rd August 2015

Rule 71. Pumper & ladder – Five Competitors: Ladder Assist added

Amendment approved 9th May 2015

Rule 66. Hose & Ladder Eights Event: reworded as: *Ladder competitor to be holding branch, or where the branch is coupled to the hose, when water hits disc*

Amendments approved 31st May 2014

Rules 55, 59, 60, 61 & 62: added: *Couplings are to be broken within a marked space of 914 mm, and any half of coupling not to be immediately used after breaking is to be left within this space unless otherwise specified. Couplings broken otherwise shall cause a miss.*

Amendment approved 26th April 2014

Rule 5. Age for Junior Competitors: reworded

Amendments approved 1st June 2013

Rules 2, 3 & 4: reworded to clarify the eligible age to compete at Senior Championships

Rule 7. Borrowing a Competitor: reworded

Rule 28. Ladders: added: *The wearing of safety helmets is compulsory for all competitors on or around the ladder staging, including competitors acting as ladder assist or 3rd length; such safety helmets to be VFBV approved for urban competitions. Rule 28.(b) Ladder Harness:* added: *The coupling/branch must be in the harness at all times whilst the competitor is ascending or descending the ladder and when on the ladder stand platform, otherwise will be deemed a Miss.*

Rules 70. & 71. – Pumper & Ladder and Hose, Hydrant & Pumper: added: *water must be not less than 4 seconds*

Amendment approved 14th September 2012

Rule 39. Recorders: added: *A new record time ran in any heat, run off or final, will be recognised as the official record time for that event.*

Amendment approved 17th June 2012

Rule 9 Aggregate Points & Records: added: *A new Record time ran in any Heat, Run Off or Final, will be recognised as the official record time for that event.*