



VOLUNTEER FIRE
BRIGADES VICTORIA

**STATE
CHAMPIONSHIPS
RULES**

Version 6.1

Amended November 2023

CONTENTS

PART 1	4
RULES AND CONDITIONS	4
1.0 INTRODUCTION	4
1.1 RULES BOOK AUTHORITY	4
1.2 REGISTERED MEMBERS ONLY TO COMPETE AND OFFICIATE	4
1.3 HOST COMMITTEE	4
1.4 CHAMPIONSHIP EVENTS	4
1.5 ELIGIBILITY – SENIOR EVENTS	5
2.0 RULES AND CONDITIONS TO ALL EVENTS	5
2.1 ENTRY FEE	5
2.2 ENTRIES – LATEST DATE	5
2.3 TEAMS – NUMBER OF	5
(a) EVENT COMPETITORS – NUMBER OF	5
2.4 DRAW FOR STARTING ORDER	5
2.5 MARSHALLING OF TEAMS	6
2.6 ROLL CALL	6
2.7 REPLACEMENT OF INJURED COMPETITORS	6
2.8 INSPECTION OF EQUIPMENT	6
2.9 MARSHAL – POWER TO DISQUALIFY	6
2.10 GROUND CONTROL	6
2.11 DISQUALIFICATIONS	6
2.12 COACHING	6
2.13 PROTESTS PROCEDURE	6
2.14 POINTS ALLOTMENT	7
2.15 TIES	7
2.16 UNIFORM DRESS	7
2.17 ADVERTISING LOGO	8
3.0 OFFICIALS	8
3.1 PROVISION OF OFFICIALS	8
3.2 HOST COMMITTEE OFFICIALS	8
3.3 ROLE OF TRACKMASTER/ASSIST. TRACKMASTERS	8
3.4 MAKE-UP PERSONNEL – DUTIES	9
3.5 MARSHALS’ DUTIES	9
3.6 STARTER’S DUTIES	9
3.7 JUDGING – ACCORDING TO THE RULES	9
3.8 JUDGES’ INDICATORS	9
3.9 RECORDER/S DUTIES	10
3.10 LADDER EVENTS – CATCHERS	10
4.0 DEFINITIONS	10
4.1 ABUSE OF EQUIPMENT	10
4.2 BAR LINE	10
4.3 COUPLINGS AND WASHERS	10
4.4 GENDER	10
4.5 GROUND LUGS	10

4.6	HANDLING EQUIPMENT	10
4.7	HOSES	11
4.8	LANE COLOURS AND WIDTHS	11
4.9	LADDERS	12
4.10	LOW DOWN PUMP	12
4.11	LOW DOWN PUMP STAND	12
4.12	OPEN WATER	12
4.13	PUMP MOTOR PREPARATION	13
4.14	RUNNING DETAILS	13
4.15	REPLICA TANKER STANDS	13
4.16	SAFETY HARNESS	13
4.17	TANKER POSITION	13
4.18	TANKER STEP/S	13
4.19	TANKER – WATER	13
4.20	TARGETS	13
4.21	TIME	13
4.22	TROPHIES	14
4.23	TRACK MEASUREMENTS	14
5.0	RULES	14
5.1	ALTERATIONS AND ADDITIONS TO RULES	14
5.2	BREACHES	14
5.3	EMERGENCIES – POWER TO AMEND RULES	14
5.4	MATTERS NOT COVERED BY RULES	14
6.0	CONDUCT AND DISCIPLINE CONTEST	14
7.0	JUNIOR CHAMPIONSHIPS	15
7.1	AGE GROUPINGS	15
7.2	ELIGIBILITY	15
7.3	DRESS	15
7.4	ENTRIES	15
7.5	ENTRY FEE	15
7.6	NUMBER OF COMPETITION EVENTS	15
7.7	JUNIOR LADDER EVENTS	15
7.8	CONDUCT OF JUNIOR CHAMPIONSHIPS	15
PART 2		16
	DISQUALIFICATIONS	16
	CONDUCT & DISCIPLINE CONTEST	18
	EVENT 1	19
	EVENT 2	23
	EVENT 2 (JUNIORS)	27
	EVENT 3	31
	EVENT 4	35
	EVENT 5	39
	EVENT 6	43

PART 1

RULES AND CONDITIONS

1.0 INTRODUCTION

1.1 RULES BOOK AUTHORITY

The rules and conditions for the VFBV Rural State Championships as set out herein are published by authority of the Championships Committee (hereinafter referred to as the "Committee") of the State Council of the Volunteer Fire Brigades Victoria. It details the rules and conditions under which the Association's State Championships shall be conducted.

1.2 REGISTERED MEMBERS ONLY TO COMPETE AND OFFICIATE

Only members of fire brigades registered with the Country Fire Authority shall be eligible to compete or officiate. Brigade Secretaries should ensure that all those who compete are registered with the Country Fire Authority and that their brigades are currently affiliated with Volunteer Fire Brigades Victoria. Any brigades unaffiliated with the Association shall be ineligible to compete.

Reciprocal rights may be extended to interstate Fire Brigade Associations and one staff team from each district and teams from other emergency services may compete by invitation.

1.3 HOST COMMITTEE

The District or Catchment Host Committee (hereinafter referred to as the "Host Committee") entrusted with the management of the State Championships shall be subject to directions as issued from time to time by the Committee.

1.4 CHAMPIONSHIP EVENTS

The number and type of events conducted at the State Championships will be determined by the Committee.

The Host Committee shall be notified no later than September 30 in the preceding year of the events to be conducted.

The State Championships events currently conducted are:

Event	No. of Competitors
Conduct and Discipline	All Competitors
1. Low Down Pump & Ladder	5
2. Wet Hose & Ladder	4
3. Tanker, Hose, Reel & Ladder	5
4. Tanker – Priming, Pumping & Ladder	4
5. Hydrant & Tanker	4
6. Tanker – Drawing Water from Tank	4

1.5 ELIGIBILITY – SENIOR EVENTS

To be eligible to compete in Senior events, competitors must be aged 16 years or over.

2.0 RULES AND CONDITIONS APPLICABLE TO ALL EVENTS

2.1 ENTRY FEE

The Committee shall determine the entry fee per team each year. A proportion of the entry fee, as determined by the Committee from time to time, shall be paid by the Committee into the funds of the Host Committee

2.2 ENTRIES – LATEST DATE

All entries must be in the hands of the Association Secretary not later than the date determined by the Committee. **No late entries shall be accepted.**

2.3 TEAMS – NUMBER OF

Brigades may enter any number of teams unless otherwise determined by the Committee.

(a) EVENT COMPETITORS – NUMBER OF

Teams who do not have sufficient competitors for a particular event may borrow a competitor from another team to allow them to compete in the event, providing that:

- The Protest Committee must be notified in writing before the running of the event
- Only one borrowed competitor may compete in each team (unless additional competitor/s required under clause 2.7)
- The borrowed competitor may be from the same or a different brigade
- The borrowed competitor must compete in their own uniform
- Any competition can only compete in a particular position once per event.

2.4 DRAW FOR STARTING ORDER

The starting order for each event shall be drawn prior to the Championships and each team shall compete in the order shown in the program unless otherwise announced.

2.5 MARSHALLING OF TEAMS

There shall be up to 3 rows of teams lined up at any time awaiting the Starter's orders, at the discretion of the starter.

2.6 ROLL CALL

Any team not answering the Marshal's call for any event may be disqualified by the Chief Marshal.

2.7 REPLACEMENT OF INJURED COMPETITORS

A competitor injured on the track may be replaced by an eligible competitor from that brigade provided the matter is first reported to the Protest Committee and it approves of the change. The Protest Committee may if it considers it necessary, call for medical advice.

The Protest Committee shall also have the replacement announced over the PA system.

2.8 INSPECTION OF EQUIPMENT

The Trackmaster has responsibility for ensuring that all equipment is functioning efficiently. This responsibility can be delegated to any Assistant Trackmaster.

2.9 MARSHAL – POWER TO DISQUALIFY

The Chief Marshal shall have power to disqualify any competitor or team for lack of discipline in the marshalling area.

2.10 GROUND CONTROL

Only officials on duty and competitors actually competing may remain on the competition ground. Competitors are to vacate the competition ground after completion of their run. All other persons must keep off the competition ground.

Any contravention of this Rule by any competitor or team official acting without authority may render their brigade or District liable to loss of any points gained in the aggregate or disqualification from the event or from the Championships, at the discretion of the Trackmaster.

2.11 DISQUALIFICATIONS

Disqualifications in all events will be in accordance with those disqualifications listed in Part 2.

2.12 COACHING

Coaching of teams shall cease immediately teams are in the Starter's hands. Contravention of this Rule may render a team liable to disqualification.

2.13 PROTESTS PROCEDURE

A minimum of any three members and a maximum of five members of the Committee shall deal with any protests which may arise, and their decision shall be final.

Protests may only be lodged by a competing team, either in respect of the heat in which that team has run, or in respect of disputed placings.

Verbal notice of intention to lodge a protest shall be given by **one** person who shall be the team captain or team manager to the **Registrar of Protests** within **three minutes** of the completion of the disputed run, or in the case of disputed placings, **three minutes after the completion of the event** or the announcement of the results of the event. This shall be followed within a further **five minutes** by the lodging with the **Registrar of Protests** the written protest made out on the official printed form, accompanied by a sum of money as determined by the Committee from time to time, which shall only be refunded if the protest is upheld. It is recommended the competing Regions/Teams appoint a team captain and/or team manager to act on their behalf at the Championships. Verbal and written evidence only will be accepted.

2.14 POINTS ALLOTMENT

Points shall be allocated as follows:

Win	16 points
Second	10 points
Third	6 points
Fourth	4 points
Fifth	2 points

2.15 TIES

In the Aggregate

In the case of a tie in the Aggregate the winner shall be determined by the Committee, using the following formula for the count back:

- Highest number of wins (if equal move to second place and continue along as required until a team has a greater number of places, this team is the winner), seconds, thirds, fourths, fifths.
- In the event of there still being a tie the tied Brigades shall be recorded as the joint winners of the Aggregate.

In an Event

Where a tie occurs in an event and it affects points allocation the teams shall be re-run to determine the final placings.

2.16 UNIFORM DRESS

All competitors in all teams must wear uniform dress.

The uniform dress shall conform to the following:

Guernsey, singlet or shirt with sleeves,

- The Brigade name must be displayed on the front of the Guernsey, shirt or singlet; (District number may also be displayed on front or rear)
- All numbers and lettering shall not be more than 200mm in height, nor less than 50mm in height;
- Full length trousers not tied, rolled or held in socks;
- Elastic bottoms on track suits are acceptable only if part of the garment when manufactured;
- The colour of jeans (if worn) must be reasonably matching;
- Spikes shall not be permitted – nor shall any competitor run barefooted or in socks;
- Headgear is optional and is not considered part of competitor's uniform.
- Gloves may be worn during any event.

No competitor dressed otherwise than in accordance with the above Rules shall be permitted to compete.

2.17 ADVERTISING LOGO

Sponsorship logo's allowable on guernsey, shirt or singlet, include one logo (max. size 150mm x 150mm) on the back, and one logo on each sleeve (max. size 100mm x 100mm).

3.0 OFFICIALS

3.1 PROVISION OF OFFICIALS

Officials shall be provided by the Committee from its Officials Panel, consisting of the following:

- Starter/s
- Marshals
- Judges
- Recorders
- Commentator/s
- Registrar of Protests and Protests Committee

3.2 HOST COMMITTEE OFFICIALS

(a) The Host Committee shall provide such track assistants and other personnel as requested by the Committee.

3.3 ROLE OF TRACKMASTER/ASSIST. TRACKMASTERS

(a) The Trackmaster shall be in complete control of all events and activities on the Competition Ground. After completion of each run the Assist. Trackmasters shall call for a decision from each Judge on their lane in turn.

(b) They will then relay this on to the appropriate officials & Recorders.

(c) Prior to commencement of each heat, the Trackmaster shall receive the **“all clear”** signals from the Assist. Trackmasters

on all lanes and from the Recorders before relaying same to the Starter.

3.4 MAKE-UP PERSONNEL – DUTIES

Equipment Make-up personnel shall ensure that all hoses are drained and coiled prior to the next heat/event, with other necessary equipment placed in the correct positions.

3.5 MARSHALS' DUTIES

The Marshals in the start-line area shall ensure that not more than the specified number of competitors start in each team, and that the dress of each competitor is in accordance with the Rules, under the penalty of disqualification of the team or competitor concerned.

Also, the Marshals shall inspect the safety harness of all competitors at the start-line, and if found defective or ill fitting shall direct that it be replaced or adjusted.

3.6 STARTER'S DUTIES

After the competitors have been duly examined by the Marshals and are in their correct places, and the positions are confirmed to the Recorders, the Starter shall, at his discretion, start the run by sounding a horn, lowering a flag or firing a starting gun.

If in the opinion of the Starter any team has not had a fair start, he shall recall the competitors by re-firing the gun, re-sounding the horn or by blowing a whistle to stop the run and re-form the competitors.

Competitors shall toe the starting line on being called into position by the Starter.

Competitors using a 'crouch' start, with hands on ground, will have hands behind the Start line.

METHOD OF STARTING:

"On your Mark";

"Set";

"Sound horn, Flag fall or starting gun".

Any team which breaks three times shall be disqualified.

3.7 JUDGING – ACCORDING TO THE RULES

Judges shall ensure that all runs are carried out strictly in accordance with the Rules.

3.8 JUDGES' INDICATORS

Red and White indicators shall be used by the Judges in giving their decisions:

Red – disqualification

White – all clear

3.9 RECORDER/S DUTIES

The names of the competing teams and the times and names shall be passed to the Recorder/s irrespective of disqualification or otherwise.

The Recorder/s shall record the result of all runs, events and times taken, and compile aggregate scores.

3.10 LADDER EVENTS – CATCHERS

There shall be left and right hand Catchers positioned alongside the ladder in each lane in each Junior ladder event.

4.0 DEFINITIONS

4.1 ABUSE OF EQUIPMENT

- Is intentionally or recklessly using force that causes or is likely to cause damage to equipment.
- A coupling striking the tanker or other equipment without an attempt to control the reel.
- Throwing (propel with force through the air) any equipment. Note exception 4.7 (iv) – bowled hose.
- Using equipment other than for its intended use
- Dropping hoses from above the knee
- Purposely directing a stream of water from a delivery hose with a branch attached into the competition ground

NB can also apply after the final target is hit

4.2 BAR LINE

The bar line is the line drawn on the competition ground 40 metres from the Start Line, above which the Ladder Stand is erected.

4.3 COUPLINGS AND WASHERS

Only CFA issued couplings and washers shall be used.

4.4 GENDER

Any reference to the male gender shall include the female gender and vice versa, except in relation to equipment.

4.5 GROUND LUGS

The ground lugs are that portion of a fire plug into which the hydrant is placed, so that when the hydrant is in position the claws will then be in a position which is parallel to the centre line of the track. The maximum height to the top of the claws of the lugs shall not exceed 100mm.

4.6 HANDLING EQUIPMENT

Any reference to handling of equipment after an event has been run means carrying out a function that should have been completed prior to completion of the run.

4.7 HOSES

(a) Hard Suction Hose

The dimensions of the hard suction hose to be used in the following events shall be:

Event 4 – 2.5m long x 63mm internal diameter fitted with strainer & Storz coupling.

Event 1 – 3m long x 32mm internal diameter fitted with 38mm free spinning coupling and strainer

(b) Hose Attached

A “**hose attached**” means a hose connected to an outlet on which the coupling has been started or lugs have been engaged.

(c) NRL Delivery Hose

“**Nylon Rubber Lined**” (NRL) delivery hose shall be 30m long and not more than 38mm internal diameter. The leading end of any NRL hose (as it is unwound from the reel) shall not be attached to the pump outlets.

(d) Preparation of Hoses

All NRL hoses shall be wetted prior to the commencement of the first heat of the first event.

(e) Rubber Delivery Hose

The rubber delivery hose shall be 8.8m long x 25mm internal diameter fitted with CFA couplings, except for Event 1 where it shall be 13.1m long with ring fitted.

(f) Soft Suction Hose

The dimensions of the soft suction hose to be used in Event 5 shall be 5m long x 63mm internal diameter NRL hose fitted with CFA couplings.

(g) Throwing of Hoses

Hoses must not be thrown but may be bowled out from below the waistline of the competitor, provided the branch is not attached to the hose.

4.8 LANE COLOURS AND WIDTHS

Each lane on the competition track shall be known and designated by colours – red, yellow or green. The lane on the left from the start line shall be the red lane, the centre lane shall be the yellow lane and the lane on the right from the start shall be the green lane.

The lanes shall be 6m wide with a 3m wide “no man’s land” strip between the lanes.

4.9 LADDERS

(a) Type

The ladders to be used in all ladder events are to be 2-stage extension ladders with the flexible feet removed.

(b) Ladder Securing Plate

The ladder securing plate is to consist of two metal RHS bars 900mm long and tapered fixed to a steel plate 350mm x 1.2m. The front bar is to be 50mm x 50mm and the rear bar is to be 50mm wide and 100mm high.

Carpet shall be placed between the two RHS bars to prevent the ladder slipping.

(c) Ladder Stand

The ladder stand is to be located on the bar line and to conform to the following standard: the bar shall measure 125mm x 75mm and be not less than 4.3m from ground level.

A safety rope is to be placed 1m below the bar.

(d) Holding of Ladders

Ladders shall be held from behind with one hand on each string (side) of ladder. Both feet are to be on the ground, or braced against the ladder, no higher than the bottom rung.

(e) Activating Targets from Ladders

Competitors, when activating targets from on the ladder, shall have both feet on the ladder rungs and one other secure point of contact with either the ladder or the ladder stand.

- (f) When ascending and descending the ladder, Competitors are to use both hands on the ladder and when descending to climb down to a level where they must step (not jump) off the ladder.

4.10 LOW DOWN PUMP

The low down pump shall be of the standard competition type: 76mm bore and 116mm stroke, fitted with CFA issued fittings.

4.11 LOW DOWN PUMP STAND

The low down pump stand should be of a height not lower than 600mm or higher than 760mm above ground level. The decking should be 600mm x 50mm x 1.8m fixed to the frame, which should be drilled to take holding down bolts for the low down pump to be located at the centre of the platform. The decking is to be covered with matting.

4.12 OPEN WATER

Open water is a flow of water other than a drip at the pump outlet without a hose attached.

4.13 PUMP MOTOR PREPARATION

The pump engine is to be warmed, pump primed (except event 4) and flow pressure to be set at 350 kPa for seniors and 275 kPa for juniors at the nozzle on the end of 8.8m length of rubber competition hose.

4.14 RUNNING DETAILS

The Running Details as outlined in each event are to be taken as a general guide except where otherwise specified.

4.15 REPLICA TANKER STANDS

Replica Tanker Stands constructed to the specifications issued by the Committee are to be used in all State Championships.

4.16 SAFETY HARNESS

A ladder climber's safety harness constructed of a suitably strong material is to consist of a waist belt and shoulder strap. The safety clip is to be attached to the waist belt with the bottom of the safety clip within 150mm of the competitor's waistline.

4.17 TANKER POSITION

Each tanker/replica tanker stand is to be positioned with the rear edge of the tray on the tanker line with the pump outlets either side of the centre line of the track.

4.18 TANKER STEP/S

Competitors must use the step/s provided on the tankers when mounting and dismounting from tanker.

4.19 TANKER – WATER

An adequate water level is to be maintained in the tankers at all times.

The CFA Mechanical staff is responsible for the provision of the tanker water. NB This is to avoid use of wetting agents in water.

4.20 TARGETS**Dimensions**

All references to targets are to be read as being not less than 600mm in diameter and mounted 3.6m above ground level.

Lights

Lights, if fitted, are to be the sole determination of whether the target has been activated.

4.21 TIME**Start Time**

The State Championships competition events are to commence at a time determined by the Committee.

Competition Run Against Time

All events are to be run against time

Timing of Events

The time taken for all events is to be from the starting signal to striking the final target with sufficient water to deactivate the timing mechanism/activate the target light.

4.22 TROPHIES

Individual trophies are to be allotted to first, second and third place getters. The presentation of the trophies is to be made at times during the Championships as determined by the Committee.

4.23 TRACK MEASUREMENTS

All measurements along the Track will be in metres from the Start Line.

5.0 RULES

5.1 ALTERATIONS AND ADDITIONS TO RULES

The Committee has full power to alter, add to or omit from these Rules and Conditions as deemed necessary from time to time. Apart from such amendments as may be considered necessary in an emergency under Clause. 5.3 all such alterations, additions to or omissions from these Rules are not to be acted upon until agreed to by the Committee at its regular meetings.

5.2 BREACHES

Any breach of these Rules may render a team liable to disqualification.

5.3 EMERGENCIES – POWER TO AMEND RULES

The Committee which will be represented on the days of the Championships by the Protests Committee has power to vary, alter or delete the Rules in any event where circumstances deem necessary.

5.4 MATTERS NOT COVERED BY RULES

The Protests Committee has power to make decisions on any matters not covered by the Rules and Conditions contained in this Rules Book.

6.0 CONDUCT AND DISCIPLINE CONTEST

Conduct and Discipline Contest is to be conducted at both the Senior and Junior Championships. This event is not to be included in the aggregate score result.

7.0 JUNIOR CHAMPIONSHIPS

7.1 AGE GROUPINGS

Age groupings for junior competitors shall be:

11 years up to and including 13 years

11 years up to and including 15 years

The age shall be taken as at January 1, in the year of the Championships.

7.2 ELIGIBILITY

Junior competitors to be eligible for competitions must comply with conditions as prescribed by the Country Fire Authority, from time to time. A junior competitor is permitted to run in both age groups if they are eligible, however they cannot compete in the same event in both age groups.

7.3 DRESS

All competitors must wear uniform dress, in accordance with Clause 2.16

7.4 ENTRIES

Brigades may enter any number of teams per event, per age group unless otherwise determined by the Committee.

7.5 ENTRY FEE

The Committee shall determine the entry fee per Brigade each year and advise the Host Committee accordingly. A proportion of the entry fee, as determined by the Committee from time to time, shall be paid by the Host Committee into the funds of the Committee.

7.6 NUMBER OF COMPETITION EVENTS

The number and type of events conducted at the Junior State Championships will be as determined by the Committee from time to time. The Host Committee shall be advised of the events to be conducted not later than September 30 in the preceding year.

7.7 JUNIOR LADDER EVENTS

The ladder shall be fixed to the bar of the ladder stand with two rungs being above the bar. The bar height for junior events will be determined by placing a temporary bar through or attached to the 8th rung of the ladder from the ground. Juniors may have their feet on but not above the 6th rung in any ladder event with three secure points of contact with the ladder.

7.8 CONDUCT OF JUNIOR CHAMPIONSHIPS

The Junior State Championships shall be conducted in accordance with the State Championships Rules, unless otherwise stated.

PART 2 DISQUALIFICATIONS

LIST OF DISQUALIFICATIONS FOR ALL EVENTS

List of disqualifications for all events

PLEASE NOTE - the following numbers are attached to each Disqualification as it arises in each event.

For Junior events some Disqualifications, as per the list below, are replaced with a Time Penalty of five (5) seconds. Designated by the word time after disqualification number.

1. Failure to complete event as per Running Details. (In all events)
2. Abuse of equipment. (In all events)
3. **Time** Handling equipment after completion of run. (In events 2, 3, 4, 5 & 6)
4. Striking targets out of sequence. (Events 3, 5, 6 & Junior Event 2)
5. **Time** Hydrant or couplings not being within 15mm of tightness. (Event 5)
6. Crossed threads or jammed couplings. (In all events)
7. Failure to activate any intermediate targets. (Events 3,5,6 & Junior Event 2)
8. **Time** Not rewinding spare hose onto hose reel so that coupling is clear of ground, before completion of run. (Events 3,5)
9. **Time** Either delivery outlet open sufficient to allow a flow of water other than a drip, without hose attached. (Events 2, 3, 4, 5, 6)
10. Ladder not locked in place prior to competitor commencing ascent. (Events 1,2,3,4)
11. Ladder not held in prescribed manner from time raised until completion of event and ladder handed over to Track Officials. (Events 1,2,3,4)
12. Hose not attached to safety harness during ascent and descent of ladder. (Events 1,2,3,4)

- 13 **Time** Competitors not ascending/descending ladder in the correct manner. (Events 1,2,3,4)
- 14 Competitor not holding ladder in correct manner when activating target(s) and juniors having their feet above the 6th rung when activating target. (Events 1,2,3,4)
- 15 **Time** Failure to activate target with a stream of water directed from above the bar. (Events 1,2,3,4)
- 16 **Time** Breaking coupling outside designated metre square. (Event 2)
- 17 **Time** Hose not bowled out across line 5 metres from back of trailer, feet must be behind the line when bowling (Junior events 4 and 5)
- 18 Hose not being bowled out across Hose Bowling Line or not within the track dimensions when coupled. (Senior Events 4 and 5)
- 19 **Time** Competitor/s not having both feet clear of the ground while pumping. (Event 1)
- 20 Not using the step/s provided when mounting and dismounting from tanker. (Event 4)
- 21 **Time** Pump not primed within 60 seconds of commencement of heat. (Event 4)
- 22 **Time** Knotted, (but not kinked) hose lines at completion of event. (All events)
- 23 Two streams of water appearing at nozzles at any one time. (Events 3, 5, 6 & Junior Event 2)

CONDUCT & DISCIPLINE CONTEST

1.0 Judging

CFA Officers will judge the general behaviour, dress and punctuality of brigade members on the competition ground.

The following is the basis of judging:

- Maximum points at the beginning = 60.
- **All marking to show as points lost.**
- Any fault in dress, appearance, bearing, punctuality, attitude = 1 point deduction.
- Whole team in error = 5 point deduction.
- Judging to commence 30 minutes before start of competition and conclude at end of second last event.

2.0 General

The same rules in this event apply to both Senior and Junior brigade teams. It is a stand-alone event and points allocated are not to be included in the aggregate.

EVENT 1

LOW DOWN PUMP & LADDER (Five Competitors)

EQUIPMENT INVENTORY

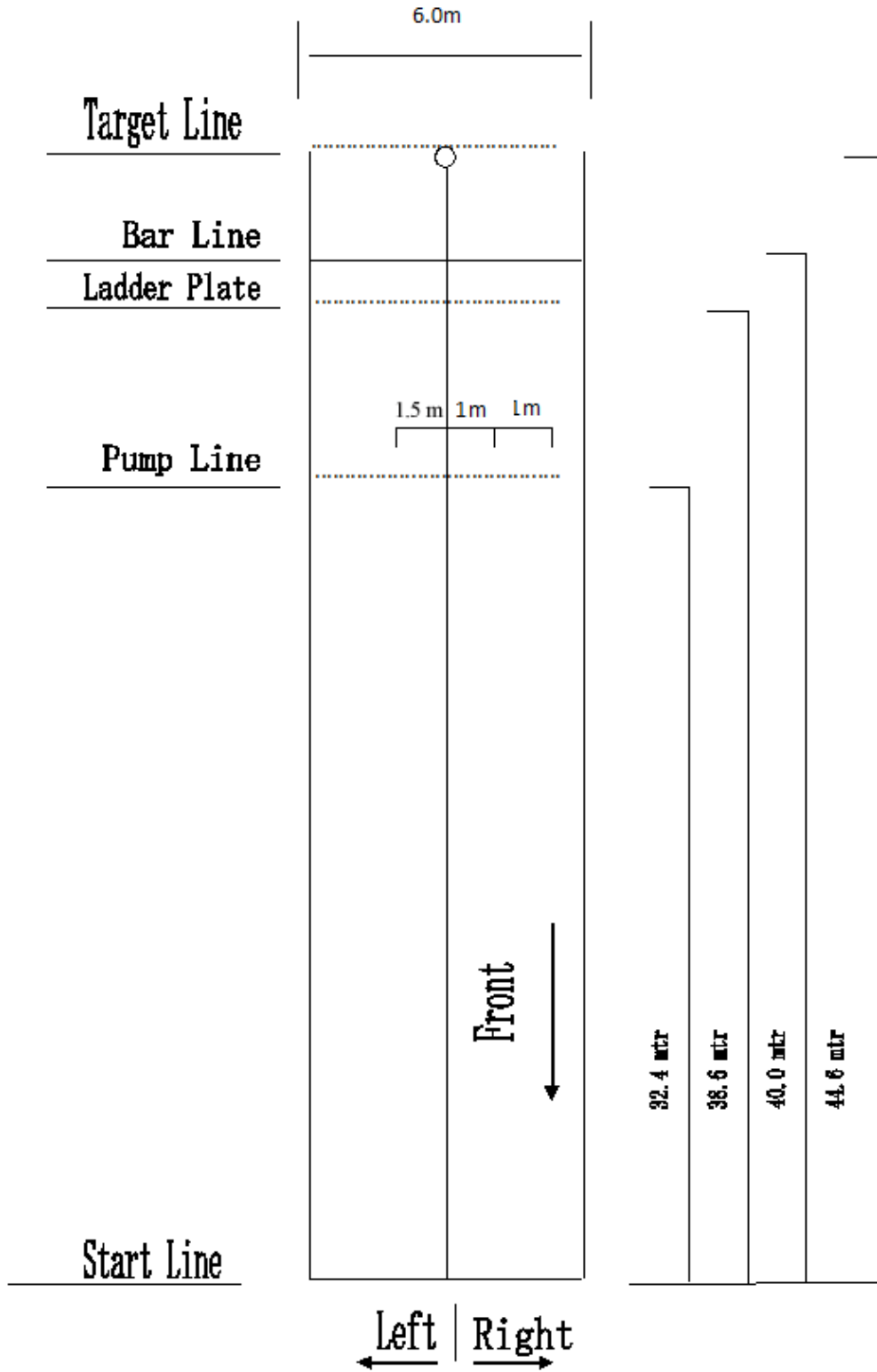
(Per Track)

Competitors	Five
Low Down Pump	One
Rubber delivery hose (13..1m)	One
Steel Ring 50mm x 5mm (to be attached to Rubber delivery hose, branch end)	One
Hard Suction hose (3m x 32mm)	One
200 L drum - cut in half	One
Ladder	One
Ladder Securing Plate	One
Ladder Stand	One
Targets	One
Branches – Small Town (Attached to branch end of Rubber delivery hose)	One
Safety Harness, supplied by competitor	One

TRACK DIMENSIONS

Pump Line	32.4m from Start line
Centre of Rubber delivery hose	32.4m from Start line and 1.5m left of centre line
Centre of Hard Suction hose	32.4m from Start line and 1.0m right of centre line
Half 200L Drum	32.4m from Start line and 2.0 m right of centre line
Ladder Securing plate	38.6m from Start line
Bar Line	40m from Start line
Target Line No. 1	44.6m from Start line
No. 1 Target	on centre line

EVENT 1: LOW DOWN PUMP & LADDER TRACK LAYOUT

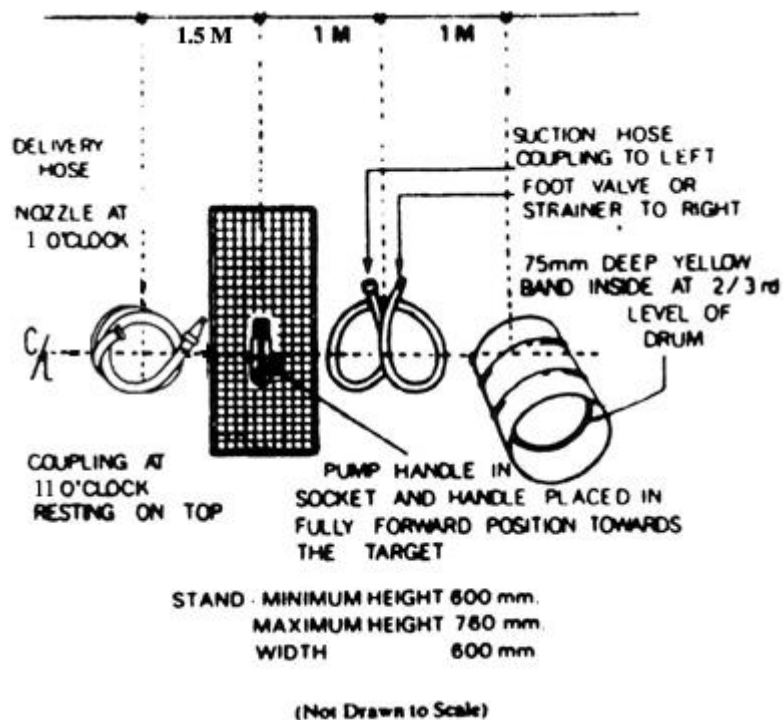


1.0 TRACK DETAILS

- 1.1 The centre line of the pump, drum and hoses shall be 32.4m from start line.
- 1.2 The centre line of the ladder securing plate shall be 38.6m from start line.
- 1.3 The ladder stand shall be on the bar line.
- 1.4 The target shall be on the centre line of the track 44.6m from Start line.

2.0 SETTING UP DETAILS

- 2.1 A ladder shall be placed on the centre line of the track with the front to the ground, head towards the starting line with the foot of the ladder resting on the 50mm high bars attached to the ladder securing plate.
- 2.2 Diagram of pump, drum and hose layout:



- 2.3 A half 200L drum shall be maintained two thirds full of water at all times.
- 2.4 The low down pump shall have the pump handle in socket and placed in a fully forward position.

- 2.5 The rubber delivery hose shall be fitted with a small town branch and a 50mm x 5mm steel ring fastened to the hose at the delivery end.
- 2.6 Hose shall be rolled anti-clockwise and placed by track officials as per diagram.
- 2.7 The suction hose shall be placed as per diagram.

3.0 RUNNING DETAILS

- 3.1 Five competitors shall run to low down pump stand, connect suction and delivery hoses to pump.
- 3.2 A competitor shall place foot of ladder between the two bars of the ladder securing plate, raise and extend and lock by rope.
The second top rung of the ladder must be above or level with the bar. Ladder shall be trained, not thrown, against bar, and must be held from time erected until ladder handed over to an official at completion of run (See Holding of Ladders on page 12).
- 3.3 The ladder climbing competitor shall wear a safety harness fitted with a clip to take delivery hose ring, attach hose ring to safety harness, ascend ladder and activate target with a stream of water directed from above the bar.
- 3.4 Competitor/s must have both feet clear of the ground while pumping.

4.0 DISQUALIFICATIONS

For further information see list of disqualifications on page 16.

5.0 JUNIOR EVENTS (Four Competitors)

5.1 In 11-15 Age Group

Track Details: As for seniors, except the ladder to be fixed to the bar, in terms of Clause 7.7.

Running Details: substitute four competitors for five competitors in Clause 3.1, Delete Cl. 3.2.

5.2 In 11-13 Age Group

Track Details: As for seniors, except the ladder deleted.

Running Details: substitute four competitors for five competitors in Clause 3.1, Delete Cl. 3.2.

EVENT 2

WET HOSE & LADDER (Four Competitors)

EQUIPMENT INVENTORY

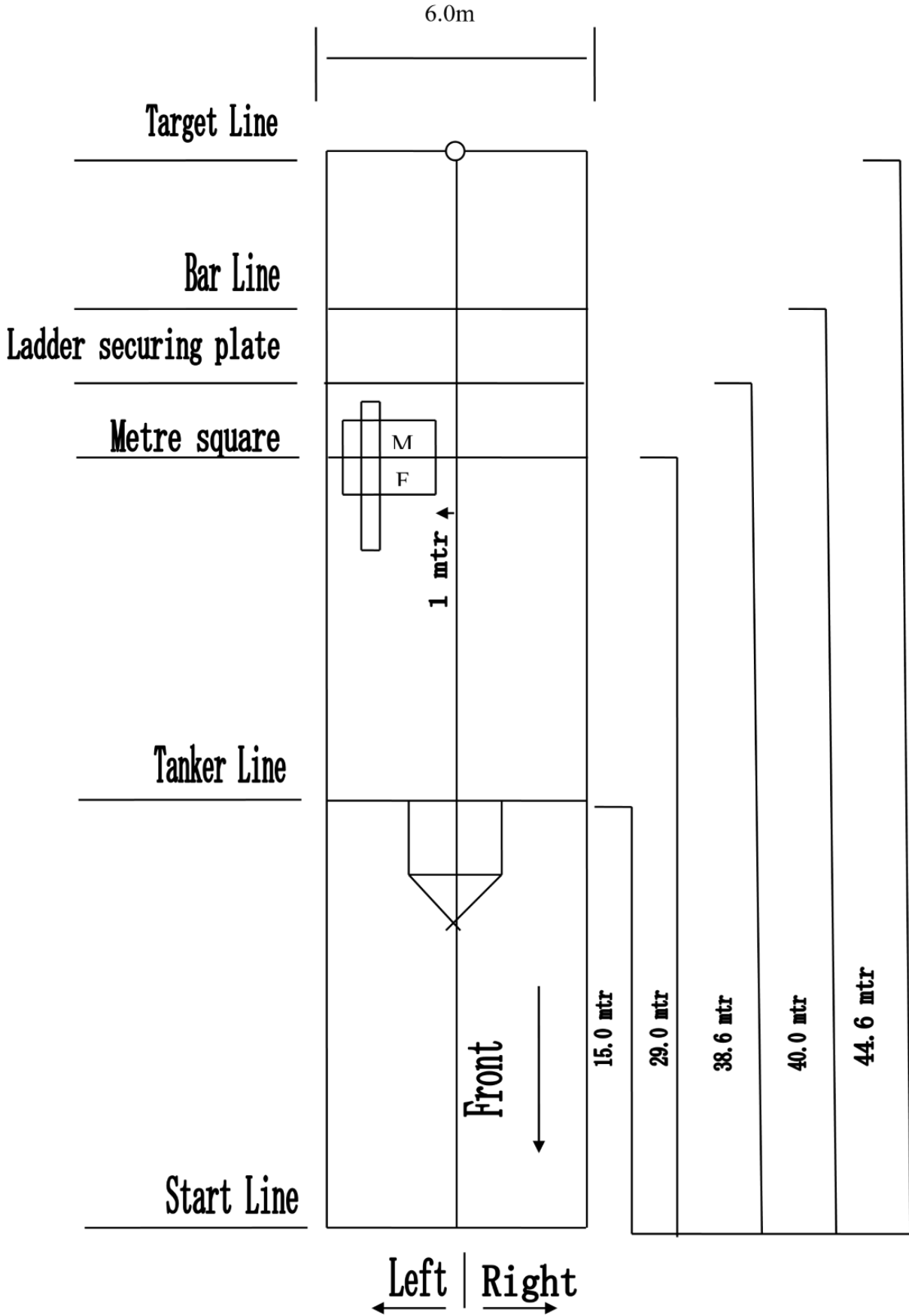
(Per Track)

Competitors	Four
Tanker	One
Branches – Small Town	Two
NRL Delivery Hose	One
Steel Ring 50mm x 5mm (to be attached to NRL hose, branch end)	One
Ladder	One
Ladder Stand	One
Ladder Securing Plate	One
Target	One
Safety Harness supplied by competitor	One

TRACK DIMENSIONS

Tanker Line	15m from start line
Bar Line	40m from start line
Ladder stand	on bar line
Ladder Securing Plate	38.6m from start line
Target Line	44.6m from start line on centre line
No 1 Target	on the centre line
Hose Bowling Line	29.5m from start line
Junior Bowling Line	20m from start line

EVENT 2: WET HOSE & LADDER TRACK LAYOUT



1.0 TRACK DETAILS

- 1.1 The tanker shall be positioned on the centre line of the track with its rear facing the bar line, with the delivery outlets over a line 15m from start line.
- 1.2 The centreline of the ladder securing plate shall be 38.6m from start line and on the centre of the track.
- 1.3 Target shall be 44.6m from the start line, and situated on the centre line of the track.

2.0 SETTING UP DETAILS

- 2.1. NRL delivery hose which shall be fitted with a 50mm diameter x 5mm steel ring securely fastened to the hose at the delivery end, shall be folded in a single loop left of the centre of the 1 metre square, coupled together.
- 2.2 Couplings shall be as close to the right side of the reel as seen from the start.
- 2.4 The hose shall be rolled to come off the top of the reel with the lead coupling in the centre of the reel and level with the lower edge of the reel.
- 2.5 Two branches shall be placed in a standing position on the tanker platform, one at each rear corner.
- 2.6 Position of taps and valves at start of each run shall be:
 - (i) Delivery valves – **OFF**
 - (ii) Tank gate valve – **ON**
- 2.7 The ladder shall be placed on the centre line of the track with the front to the ground, head towards the starting line with the foot of the ladder resting on the bar attached to the ladder securing plate.
- 2.8 The ladder stand shall be on the bar line.
- 2.9 Top NRL hose on reel shall be fitted with 50mm diameter x 5mm steel ring securely fastened to the hose at the delivery end.

3.0 RUNNING DETAILS

- 3.1 On starting signal, competitors shall run to coupling, break coupling within the designated metre square and connect to pump.
- 3.2 A competitor shall run to tanker, collect either branch and connect to delivery hose coupling, then attach hose to safety harness before ascending ladder high enough to activate the target with a stream of water directed from above the bar.
- 3.3 A competitor shall place foot of ladder between the two bars of the ladder securing plate, raise and extend and lock by rope.
- 3.4 The second top rung of ladder must be above or level with the bar. Ladder shall be trained, not thrown against bar, and must be held from time erected until ladder is handed over to an official at the completion of run. (see Holding of Ladders on page 12)
- 3.5 A competitor shall wear a safety harness fitted with a clip to take delivery hose ring, attach hose ring to safety harness, ascend ladder and activate target with a stream of water directed from above the bar.
- 3.6 Pump motor shall be started by a competitor.

4.0 DISQUALIFICATIONS

For more information see list of disqualifications on page 16

EVENT 2 - Juniors

WET HOSE & LADDER (Four Competitors)

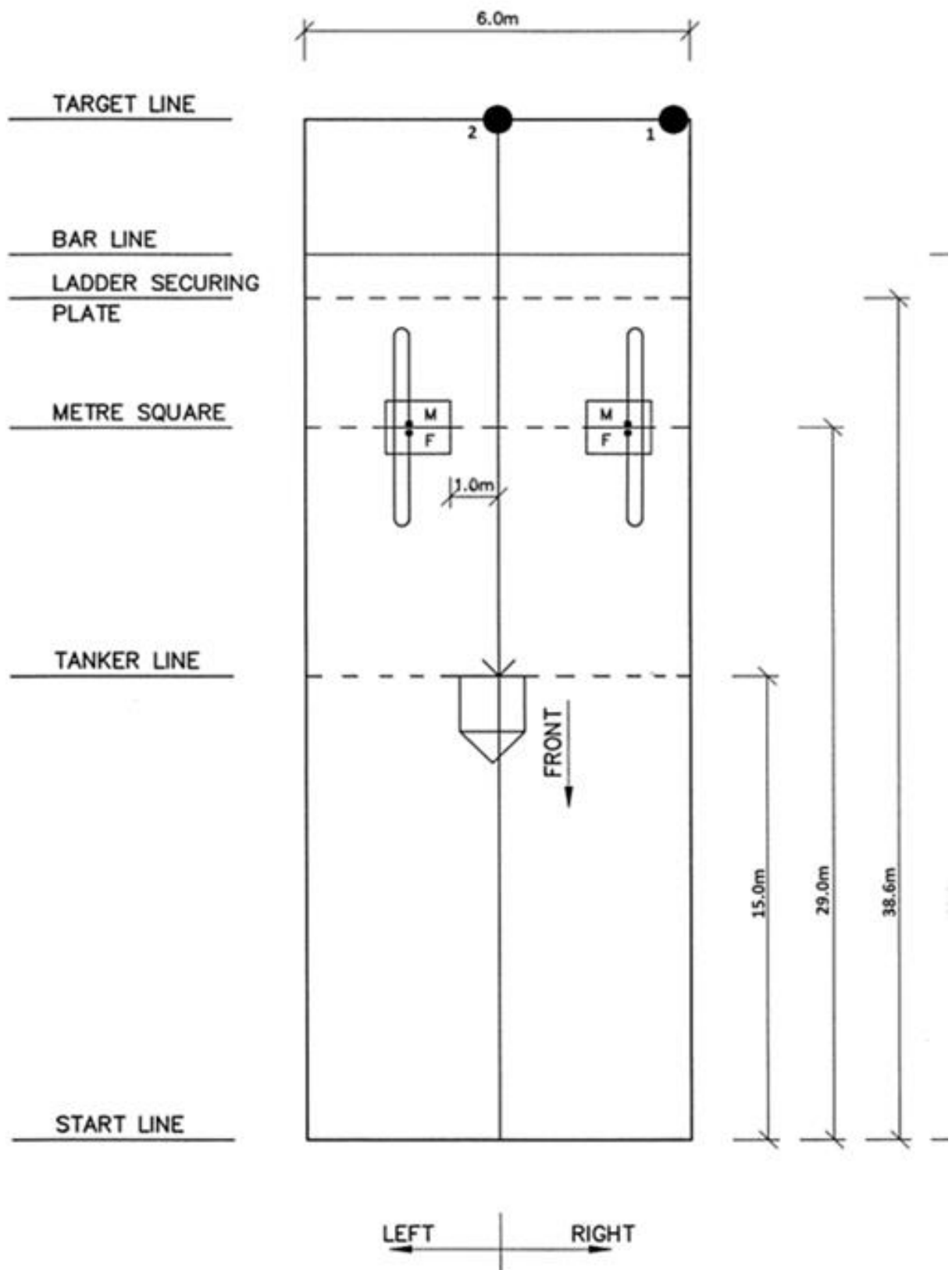
EQUIPMENT INVENTORY (Per Track)

Competitors	Four
Tanker	One
Branches – Small Town	Two
NRL Delivery Hoses	Two
Steel Ring 50mm x 5mm (to be attached to left side NRL hose, branch end)	One
Ladder	One
Ladder Stand	One
Ladder Securing Plate	One
Targets	Two
Safety Harness supplied by competitor	One

TRACK DIMENSIONS

Tanker Line	15m from start line
Hose Bowling Line	20m from start line
Two metre squares (with centres)	29m from start line
Target One	3m right of centre
Target Two	On centre
Bar Line	40m from start line
Ladder stand	on bar line
Ladder Securing Plate	38.6m from start line
Target Line	44.6m from start line
No. 1 Target	3m right of centre line
No. 2 Target	on centre line

WET HOSE & LADDER JUNIORS



1.0 TRACK DETAILS

- 1.1 The tanker shall be positioned with its rear facing the bar line, with the delivery outlets over a line 15m from start line.
- 1.2 The base of the ladder shall be placed 38.6m from start line.
- 1.3 The ladder stand shall be on the bar line.
- 1.4 No.1 target shall be 44.6m from the Start Line, situated 3m right of the centre line of the track.
- 1.5 No.2 target shall be 44.6m from the Start Line, situated on the centre line of the track.
- 1.6 As for Seniors, except the ladder to be fixed to the bar and Juniors to only climb a maximum of 6 rungs, in terms of Clause 7.7.

2.0 SETTING UP DETAILS

- 2.1. Each NRL delivery hose shall be folded in a single loop to the outside of the centre of the 1 metre squares and the couplings coupled together.
- 2.2 The left hand NRL delivery hose shall be fitted with a 50mm diameter x 5mm steel ring securely fastened to the hose at the delivery end.
- 2.3 The point at which the couplings are joined shall be a position at the centre of the metre squares marked on the ground.
- 2.4 Two branches shall be placed in a standing position on the tanker platform, one at each rear corner.
- 2.5 Position of taps and valves at start of each run shall be:

Delivery valves – **OFF**

Tank gate valve – **ON**

3.0 RUNNING DETAILS

- 3.1 On starting signal, competitors shall run to couplings, break couplings within the designated metre square and connect to pump.
- 3.2 A competitor shall run to tanker, collect right side branch and connect to right side delivery hose coupling, then activate number 1 target with a stream of water.
- 3.3 A competitor shall run to tanker, collect left side branch and connect to left side delivery hose coupling, then attach hose to safety harness before ascending ladder high enough to activate number 2 target with a stream of water directed from above the bar.
- 3.4 The climbing competitor shall wear a safety harness fitted with a clip to take delivery hose ring and shall attach hose ring to safety harness prior to ascending ladder.
- 3.5 Pump motor shall be started by any competitor.

4.0 DISQUALIFICATIONS

For more information see list of disqualifications on page 16.

EVENT 3

TANKER, HOSE REEL & LADDER (Five Competitors)

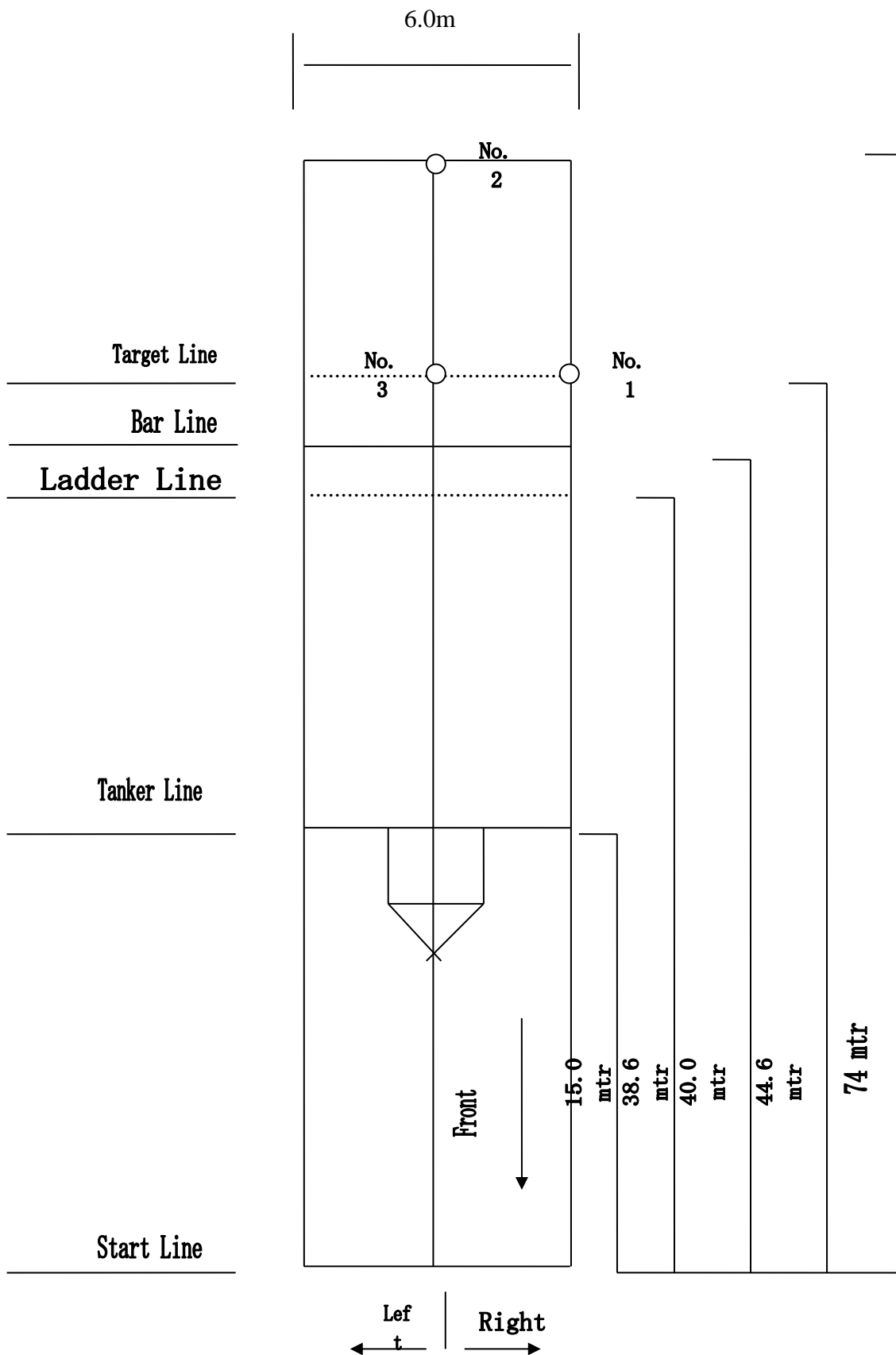
EQUIPMENT INVENTORY (Per Track)

Competitors	Five
Tanker	One
NRL Delivery Hose (one length to be used as dummy length)	Three
Steel Ring 50mm x 5mm (to be attached to one length of NRL hose branch end)	One
Ladder	One
Ladder Securing Plate	One
Ladder Stand	One
Targets	Three
Branches – Small Town	Two
Safety Harness	One

TRACK DIMENSIONS

Tanker Line	15m from Start line
Ladder Line	38.6m from Start line
Bar Line	40m from Start line
Target Line No. 1 & No. 3	44.6m from Start line
No. 1 Target	3m right of centre line
No. 3 Target	(on centre line)
Target Line No. 2	74m from Start line (on centre line)

EVENT 3: TANKER, HOSE REEL & LADDER - TRACK LAYOUT



1.0 TRACK DETAILS

- 1.1 The tanker shall be positioned on the centre line of the track with its rear facing the bar line and with the delivery outlets over a line 15m from start line.
- 1.2 The centre line of the ladder securing plate shall be 38.6m from start line and on centre line of track.
- 1.3 No. 1 target shall be 44.6m from start line, situated 3m right of the centre line of track.
- 1.4 No. 2 target shall be 74m from start line, situated on the centre line of the track.
- 1.5 No. 3 target shall be 44.6m from start line, situated on the centre line of track.

2.0 SETTING UP DETAILS

- 2.1 Three NRL delivery hoses shall be rolled on a reel and shall all be coupled together.

First (inner) couplings shall be as close to Right side of reel as possible (as seen from start) and the second (outer) couplings shall be as close to the Left side of the reel as possible (as seen from the start).

The hoses shall be rolled to come off the top of the reel with the lead coupling in the centre of the reel and level with the lower edge of the reel.

- 2.2 Position of taps and valves at start of each run shall be:
 - (i) Tank gate valve – **ON**
 - (ii) Delivery valves – **OFF**
- 2.3 Two branches shall be placed in a standing position on the tanker platform, one at each rear corner.
- 2.4 The ladder shall be placed on the centre line of the track with the front to the ground, head towards the starting line with the foot of the ladder resting on the bars attached to the ladder securing plate.
- 2.5 The ladder stand shall be on the bar line.
- 2.6 No. 2 NRL hose (ie. Inner hose) shall be fitted with a 50mm diameter x 5mm steel ring securely fastened to the hose at the delivery end.

3.0 RUNNING DETAILS

- 3.1 On starting signal, competitors shall run to their respective positions.
- 3.2 Competitors shall start motor, couple No. 1 length of NRL delivery hose to a delivery outlet, attach branch and strike No. 1 target with a stream of water. No. 2 length of NRL delivery hose shall be coupled to No. 1 hose and No. 2 target struck with a stream of water.
- 3.3 A competitor shall place foot of ladder between the two bars of the ladder securing plate, raise and extend and lock by rope.

The second top rung of ladder must be above or level with the bar. Ladder shall be trained, not thrown, against bar, and must be held from time erected until handed to track officials at completion of run (See Holding of Ladders on page 12)
- 3.4 No. 2 length of NRL delivery hose shall be uncoupled from No. 1 hose, returned and coupled to a delivery outlet. The ladder climbing competitor shall wear a safety harness and attach No. 2 hose to safety harness, ascend ladder and strike No. 3 target, with a stream of water directed from above the bar.

4.0 DISQUALIFICATIONS

For further information see list of disqualifications on page 16

EVENT 4

TANKER – PRIMING, PUMPING AND LADDER (Four Competitors)

EQUIPMENT INVENTORY

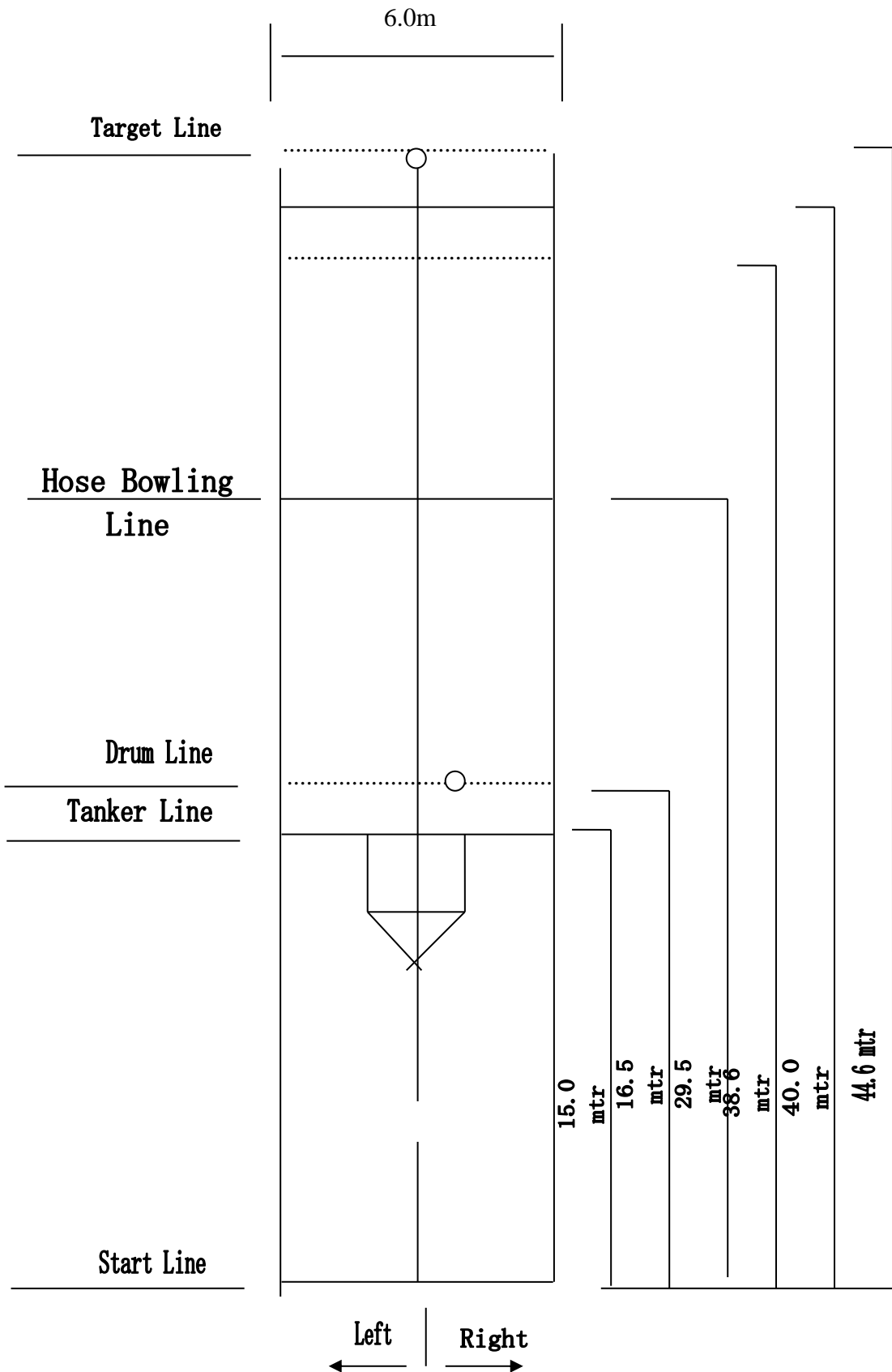
(Per Track)

Competitors	Four
Tanker	One
Ladder	One
Ladder Stand	One
Ladder Securing Plate	One
Hard Suction – 2.5m x 63mm with Strainer attached	One
200 L drum - cut in half	One
NRL Delivery Hoses – 30 metres	Two
Safety Harness	One
Steel ring 50mm x 50mm (attached to delivery hoses)	Two
Branches – Small town	Two
Target	One

TRACK DIMENSIONS

Tanker line	15m from start line
200 Lt Drum	16.5 m from start line and 1.0m right of centre line
Bowling Line	29.5m from Start line
Junior Bowling Line	20m from Start Line
Ladder securing plate	38.6m from start line
Ladder stand	40m from start line
Target	44.6m from start line on centre line

EVENT 4: TANKER – PRIMING, PUMPING & LADDER - TRACK LAYOUT



1.0 TRACK DETAILS

- 1.1 The tanker shall be positioned on the centre line of the track with its rear facing the bar line and with the delivery outlets over a line 15m from the start line.
- 1.2 A half 200L drum shall be placed 1.0m to the right of the centre line on a line 16.5m from the start line. The water depth shall be not less than 400mm.
- 1.3 The centre line of the ladder securing plate shall be 38.6m from start line and centre of the track.

2.0 SETTING UP DETAILS

- 2.1 One NRL delivery hose, with steel ring attached, shall be rolled on the bight and placed in each bin on the tanker deck. Hose is to be placed with the couplings towards the edge of the tanker (simulator) and with the couplings coming over the top of the hose roll. The ring coupling shall be located on the outside of the bight (hose).
- 2.2 The suction hose, with strainer attached is to be placed in the 150mm pipe fixed beneath the deck of the tanker. The cap is to be left off the pipe and the coupling between the suction hose and the strainer is to be positioned level with the open end of the pipe.
- 2.3 Pump bleed valve shall be turned off. The junction inlet valve shall be turned on (and left on). All other valves off.
- 2.4 The pump pressure for this event shall be set at 350 kPa. Priming pump to be drained after each run.
- 2.5 Two branches shall be placed in a standing position on the tanker deck, one at each rear corner.
- 2.6 The ladder shall be placed on the centre line of the track with the front to the ground, head towards the starting line with the foot of the ladder resting on the bars attached to the ladder securing plate.
- 2.7 The ladder stand shall be on the bar line.

3.0 RUNNING DETAILS

- 3.1 Prior to commencement of run, a competitor shall take up a position on tanker in readiness to prime pump when suction hose connected and strainer placed in drum.
- 3.2 Other three competitors shall run to the tanker, connect suction hose to pump inlet and place strainer in drum.
- 3.3 Competitors shall collect one NRL delivery hose from either of the bins on the tanker deck, bowl out hose so that the loop of the hose extends over the 29.5 metre line and is within the confines of the track dimensions before connecting it to a delivery outlet.
- 3.4 A competitor shall place foot of ladder between the two bars of the ladder securing plate, raise and extend and lock by rope.

The second top rung of ladder must be above or level with the bar. Ladder shall be trained, not thrown against bar, and must be held from time it is raised until ladder is handed to a track official at completion of run.
- 3.5 The ladder climbing competitor shall wear a safety harness fitted with a clip to take delivery hose ring and attach hose ring to safety harness prior to commencing ascending ladder.
- 3.6 A competitor shall collect either branch and connect it to the delivery hose coupling, then attach hose to safety harness before ascending ladder high enough to activate target with a stream of water directed from above the bar.
- 3.7 Competitors must obtain a prime in the pump within 60 seconds of commencement of event or Assist. Trackmaster/Judge will turn off pump motor and terminate competitors run.
All equipment to be drained after each run.

4.0 DISQUALIFICATIONS

For further information see list of disqualifications on page 16

5.0 JUNIOR EVENTS (Four Competitors)

- 5.1 As for seniors, except the ladder to be fixed to the bar and Juniors to only climb a maximum of 6 rungs, in terms of Clause 7.7.
- 5.2 Juniors: feet must be behind the 5m line, and an attempt to bowl the hose is made past the line.
- 5.3 Pump pressure set at 275 kPa.

EVENT 5

HYDRANT & TANKER (Four Competitors)

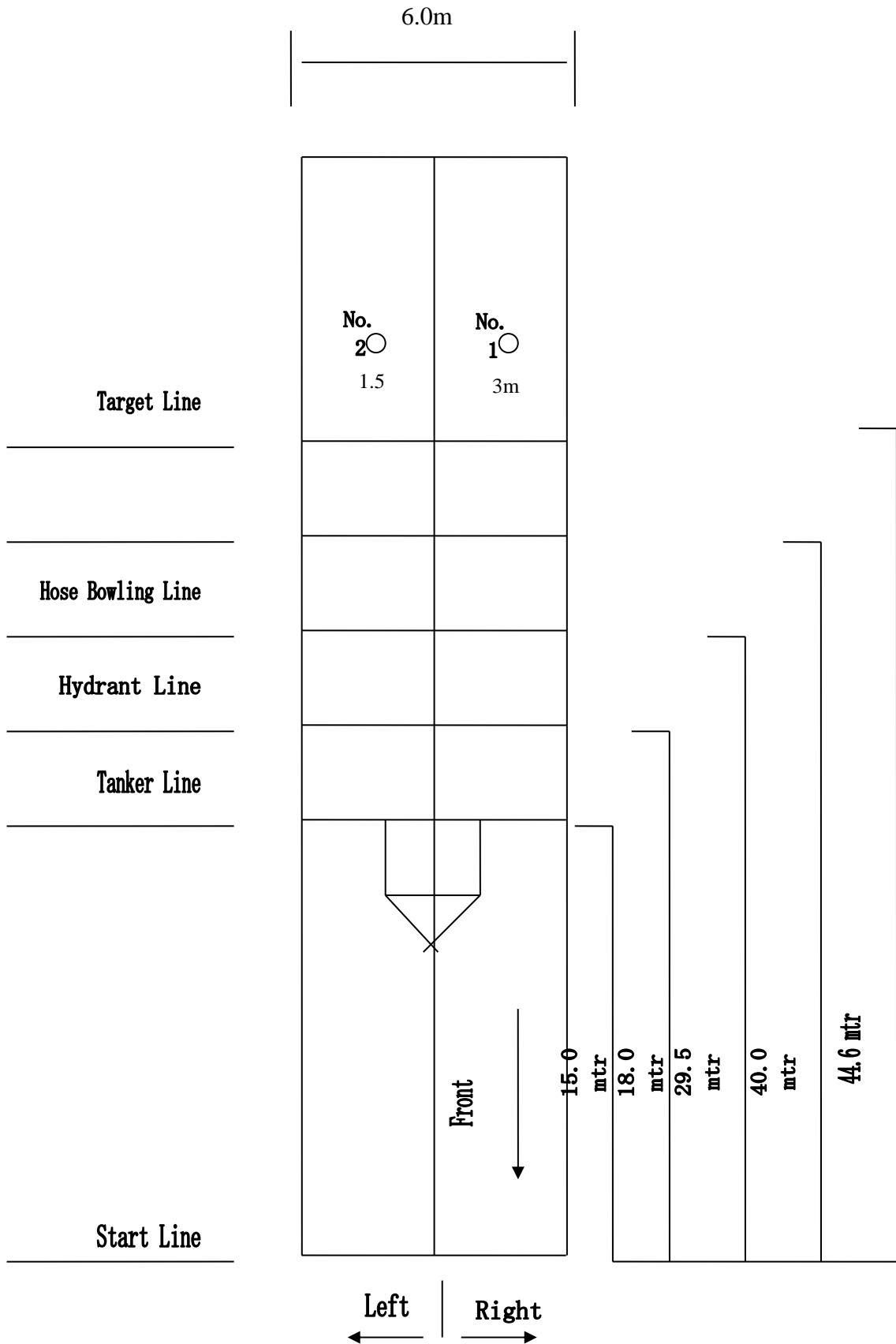
EQUIPMENT INVENTORY (Per Track)

Competitors	Four
Tanker	One
NRL Delivery Hose (One length to be used on reel as dummy length)	Three
NRL Soft Suction Hose	One
Branches – Small Town	Two
Hydrant	One
Ground Lugs including Cap	One

TRACK DIMENSIONS

Tanker Line	15m from Start line	
Hydrant Line	18m from Start line and 2.5m right of centre line	Hose
Bowling Line	29.5m from Start line	
Junior Bowling Line	20m from Start Line	
Target Line	44.6m from Start line	
No.1 Target	3m right of centre line	
No.2 Target	1.5m left of centre line	

EVENT 5: HYDRANT & TANKER - TRACK LAYOUT

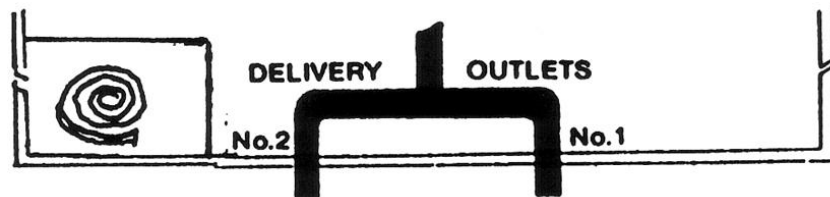


1.0 TRACK DETAILS

- 1.1 The tanker shall be positioned with its rear facing the bar line and with the delivery outlet over a line 15m from start line
- 1.2 Ground lugs suitably mounted with protective cap in position shall be placed 18m from Start Line, 2.5m on the right of centre line of the track.
- 1.3 No. 1 target shall be 44.6m from the Start Line, situated 1.5m to the right of the centre line of the track.
- 1.4 No. 2 target shall be 44.6m from the Start Line, situated 1.5m left of the centre line of the track.

2.0 SETTING UP DETAILS

- 2.1 One NRL delivery hose shall be rolled on the bight and placed in a bin affixed to the tray of the tanker. Hose is to be placed with coupling towards the edge of the tanker and with the couplings coming over the top of the hose roll.



- 2.2 Soft suction hose shall be rolled on the bight and located in locker.
- 2.3 Two NRL delivery hoses shall be rolled on a reel and shall all be coupled together.
- 2.4 Couplings shall be as close to right side of reel as seen from start.
- 2.5 The hoses shall be rolled to come off the top of the reel with the lead coupling in the centre of the reel and level with the lower edge of the reel.
- 2.6 Two branches shall be placed in a standing position on the tanker platform, one at each rear corner.
- 2.7 Position of taps and valves at start of each run shall be:
 - i Delivery valves – **OFF**
 - ii Tank gate valve – **ON**

3.0 RUNNING DETAILS

- 3.1 Competitors shall run to tanker, collect hydrant and soft suction hose, remove ground lug cap and place hydrant in lugs.
- 3.2 Connect female end of soft suction to hydrant, and couple male end to tanker filler inlet.
- 3.3 Competitors shall collect NRL Hose rolled on the bight, bowl out hose so that the loop of the hose extends over the 29.5 metre line and is within confines of the track dimensions before connecting it to a delivery outlet, connect to a delivery outlet, fit branch and strike target no.1 with a stream of water.
- 3.4 Run out NRL delivery hose from reel, connect to a delivery outlet, fit branch and activate target no.2 with a stream of water.
- 3.5 Loop of bowled hose must cross 29.5 metre line.

4.0 DISQUALIFICATIONS

- 4.1 For more information see list of disqualifications on page 16

5.0 JUNIOR EVENTS (Four Competitors)

- 5.1 As for Seniors, except the Hydrant Holder is to be on the ground in front of the step/s to the replica tanker.
- 5.2 Juniors feet must be behind the 5 metre line, and an attempt to bowl the is hose made past the line.
- 5.3 Pump pressure to be set to 275 kPa.

EVENT 6

TANKER – DRAWING WATER FROM TANK (Four Competitors)

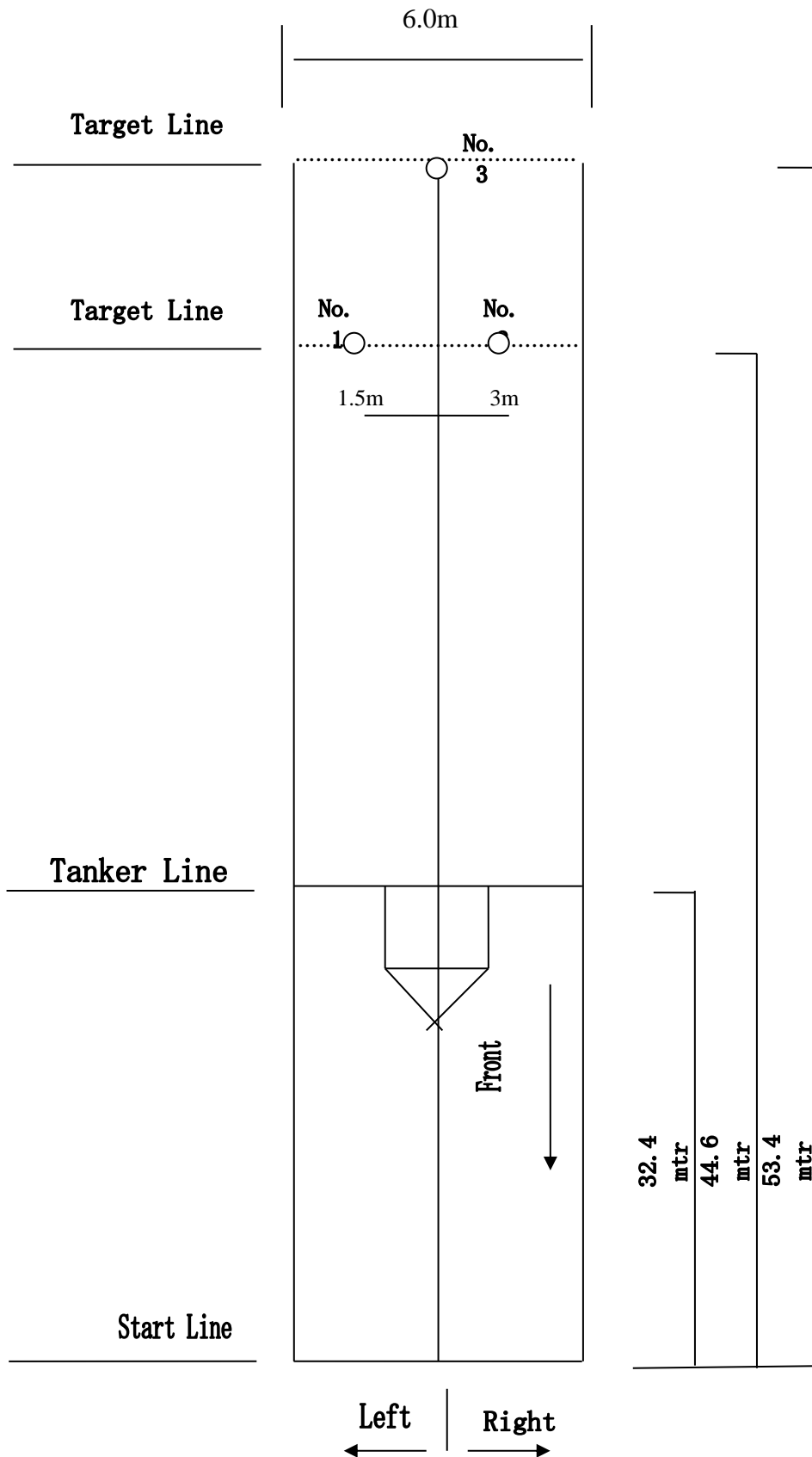
EQUIPMENT INVENTORY (Per Track)

Competitors	Four
Tanker	One
Rubber Delivery Hose	Two
Branches – Small Town	Two
Targets	Three

TRACK DIMENSIONS

Tanker Line	32.4m from Start line
Target Line No. 1 & No. 2	44.6m from Start line
No. 1 Target	1.5m left of centre line
No. 2 Target	3m right of centre line
Target Line No. 3	53.4m from Start line (on centre line)

EVENT 6: TANKER, DRAWING WATER FROM TANK - TRACK LAYOUT

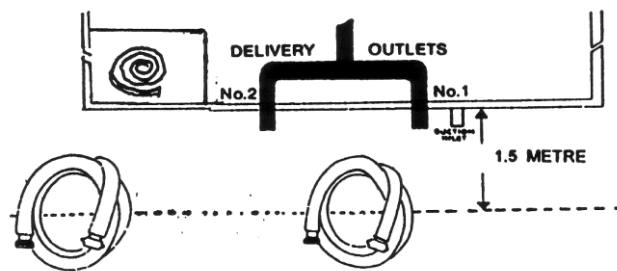


1.0 TRACK DETAILS

- 1.1 The tanker shall be positioned on the centre line with its rear facing the bar line with the delivery outlets over a line 32.4m from the Start line.
- 1.2 No. 1 target shall be positioned 1.5m left of centre, and 44.6m from the Start line.
- 1.3 No. 2 target shall be positioned 3m right of centre and 44.6m from the Start line.
- 1.4 No. 3 target shall be on the track centre line and 53.4m from the Start line.

2.0 SETTING UP DETAILS

- 2.1 Two rubber delivery hoses shall be coiled anti-clockwise on the ground.



- 2.2 Two small town branches shall be placed in a standing position on the tanker platform, one at each rear corner.
- 2.3 Position of taps and valves at start of each run shall be:
 - (i) Tank gate valve – **ON**
 - (ii) Delivery valves – **OFF**

3.0 RUNNING DETAILS

- 3.1 On starting signal, competitors shall run to their respective positions.
- 3.2 Pump motor shall be started.
- 3.3 Delivery hose No. 1 shall be connected to delivery outlet No. 1, branch connected and No. 1 target struck with water. Delivery hose No. 2 shall be connected to delivery outlet No. 2, branch connected and No. 2 target struck with water, **but not before No. 1 has cut off.**

- 3.4 No. 2 delivery hose shall then be uncoupled from pump, connected to end of No. 1 delivery hose, laid out and No. 3 target shall then be activated with a stream of water.
- 3.5 No. 1 delivery hose shall not be disconnected from No. 1 delivery outlet during the event.

4.0 DISQUALIFICATIONS

For further information see list of disqualifications on page 16

5.0 JUNIOR EVENTS (Four Competitors)

- 5.1 As for Seniors, except pump pressure set at 275 kPa.

Addendum 1: Version History

Version 6.1 – Amended November 2023

Rule 2.7 Modified for clearer wording

Rule 2.16 Modified to remove hats as part of team uniform

Event 2 Changes made to revert back to 2022 rules

Event 4 Tanker, Priming, Pumping & Ladder and Event 5 Hydrant & Tanker: alter rules regarding Juniors from 3m bowl line to 5m bowl line.

Event 5 Hydrant & Tanker and Event 6 Tanker – Drawing Water from Tank: alter location of right hand side target to be 3m to the right of centre line.

Version 6.0 – Amended November 2022

Rule 2.3a added to clarify team make up.

Event 2 changed to Event 2A. Event now includes a second hose.

Event 4 Tanker, Priming, Pumping & Ladder and Event 5 Hydrant & Tanker: alter rules regarding Juniors from 3m bowl line to 5m bowl line.

Version 5.9 – Amended 12th November 2021

Rule 2.14 Points allotment: Removal of 6th place from rules.

Rule 2.15 Ties: Rewording for better clarification. “Highest number of wins (if equal move to second place and continue along as required until a team has a greater number of places, this team is the winner), seconds, thirds, fourths, fifths. In the event of there still being a tie the tied Brigades shall be recorded as the joint winners of the Aggregate.

Rule 4.1, Abuse of equipment, added: Purposely directing a stream of water from a delivery hose with branch attached into the competition ground.

Event 4 Tanker, Priming, Pumping & Ladder & Event 5 Hydrant & Tanker: alter rules regarding Juniors and 3m bowl line “feet must be behind the 3m line, and an attempt to bowl the hose is made past the 3m line”.

Disqualification No 17, alter “feet behind the line when bowl is bowled”.

Event 4 Pumping, priming and ladder, 2.1 and Event 5 Hydrant & Tanker, 2.1 Added, “The ring coupling shall be located on the outside of the bight (hose)”.

2020: No amendments

Version 5.8 – Amended 11th October 2019

Event 3 Tanker Hose Reel & Ladder, clause 5.0 (page 35) be altered to ‘Senior Event Only’.

Version 5.7 – Amended 8th February 2019

Rule 1.5 added: **1.5 Eligibility – Senior Events:** To be eligible to compete in Senior events, competitors must be aged 16 years or over.

2018: No amendments

Version 5.6 – Amended 13th October 2017

Rule 27.1 amended to allow One sponsorship logo (maximum size 150mm x 150mm) on the back and One on each sleeve (maximum size 100mm x 100mm).

2016: No amendments

Version 5.5 – Amended 9th October 2015

Rule 1.2: replace ‘Registered Firefighters’ with ‘Registered Members’.

Rule 4.9(ii) amended that ladder securing plates be 900mm long and tapered.

Version 5.4 – Amended 10 October 2014

Disqualification 3 removed for Event 1. (*Disqualifications page 17*)

Version 5.4 – Amended 14 June 2013 & 15 November 2013

Amendments or updates to:

- Ladders, clause 4.9 (vi)
- Junior Event 4, Running Details, clause 3.3
- Junior Event 6, Track Details, clause 1.3
- Junior Events 4 and 5, clause 5.1 *amended to read ‘Juniors must bowl hose over the 3m line’*

Version 5.3 – Amended 19th December 2012

- i. Order of Events was changed to improve the running order, and minimise delays in changing the configuration of the tracks between events. Original Event 2 “Hydrant & Tanker” was moved to Event 5. All Event numbers have been modified to reflect their new sequence.

Old Event #	Moved to Event #	New Sequence & Name of Event
1	1	1. Low Down Pump & Ladder
2	5	2. Wet Hose & Ladder
3	2	3. Tanker, Hose, Reel & Ladder
4	3	4. Tanker – Priming, Pumping & Ladder
5	4	5. Hydrant & Tanker
6	6	6. Tanker – Drawing Water from Tank

Version 5.2 – Amended 9th September 2011

- ii. Update to Rule 2.16
All numbers and lettering shall not be more than 200mm in height, nor less than 50mm in height. (Changed from 75mm height).
- iii. Update to Disqualifications 4, 7 & 23
Added Junior Event 3 to each of these disqualifications.
- iv. Update to Event 2
Setting up rules 2.2 altered to two NRL delivery hoses & Rule 2.3 altered that couplings shall be as close to the right side of reel as seen from start.

Version 5.1 – Amended 18th February 2011

- i. Update to Rule 2.3
Competitors may compete in one event only once on any particular day. (Unless required under clause 2.7)
- ii. Track Layout Diagram for Event 1 (pg 21) updated to show positioning of centre of the roll of hose has been moved an extra half a metre away from the low down pump. (Was previously 1m updated to 1.5m)
- iii. Diagram of pump, drum and hose layout for Event 1 (pg 22) has been updated to show the correct layout of the hose. (The coupling at 11 o'clock resting on top.)
- iv. Diagram of Event 3 (Juniors) Wet Hose and Ladder Track Layout (pg 33) was resized to fit on page. Previous version ran off the page.