

# VFBV STATE URBAN CHAMPIONSHIPS

## COMPETITION CONDITIONS & RULES 2008

### - CONTENTS -

<b>Rule No.</b>		<b>Page No.</b>
1	Eligibility to Compete - Senior Brigades.....	1
2	Senior Members Eligible to Compete .....	1
3	Eligibility to Compete - Junior Brigades .....	2
4	Junior Members Eligible to Compete .....	2
5	Age of Junior Members .....	3
6	Combined Teams .....	3
7	Borrowing a Competitor .....	3
8	Regulations of:	
	- Appliances and Equipment .....	4
	- Conditions and Rules .....	4
	- Unseemly Behaviour .....	4
	- Encroaching on Running Track .....	4
	- Times for Weighing Reels/Testing Hydrants/Timing Water.....	4
9	Aggregate Points .....	6
10	Grading of Senior Brigades .....	6
11	Roll Call - Competitors .....	7
12	Draw for Competing .....	7
13	Competing in Pairs and Against Time .....	7
14	Tieing in Events .....	8
15	Interference with Teams .....	8
16	Competitors Disabled on Track .....	9
17	Disconnection of Equipment .....	9
18	Protests .....	9
19	Dress .....	9
20	Branches .....	10
21	Couplings .....	10
22	'Y' Coupling .....	11
23	Crossed Branch, Coupling or Incorrectly Set Hydrant .....	11
24	Hydrant .....	11
25	Threads on Branches, Couplings, Hydrants and Y .....	12
26	Reels .....	13
27	Hoses .....	14
28	Ladders .....	15
29	Ladder Stand .....	16
30	Discs .....	17
31	Plugs .....	17
32	Line Marking Competition Track .....	18

<b>Rule No.</b>		<b>Page No.</b>
<b>OFFICIALS</b>		
33	General Conditions .....	18
34	Announcer .....	18
35	Communications .....	18
36	Examiners .....	19
37	Judges .....	19
38	Marshalling .....	21
39	Recorders .....	21
40	Starting .....	21
41	Timekeeping .....	22
42	Championships Co-Ordinator.....	22
43	Track Master .....	23
44	Track Marshalls .....	24
<b>EVENTS - RULES AND CONDITIONS</b>		
45	Discipline Contest .....	24
46	Torchlight Procession .....	25
47	Ladder Race Event - One Competitor .....	25
48	Hose and Ladder Event - One Competitor .....	25
49	Marshall Event - One Competitor .....	26
50	Marshall Event - Two Competitors .....	26
51	'Y' Coupling Event - One Competitor .....	27
52	'Y' Coupling Event - Two Competitors .....	28
53	'Y' Coupling Event - Four Competitors .....	28
54	Flaked Hose Event - One Competitor .....	29
55	Flaked Hose Event - Two Competitors .....	29
56	Hydrant Race - One Competitor .....	30
57	Hydrant Race - One Competitor (For Juniors Under 14 Years) .....	30
58	Reel Race - Two Competitors .....	30
59	Wet Hose Event - Two Competitors .....	30
60	Wet Hose - Striking First and Second Disc Event - Four Competitors .....	31
61	Wet Hose - Striking Second Disc Event - Four Competitors .....	32
62	Wet Hose Four Competitors Striking One Disc Twice .....	32
63	Hose and Reel Fours Event .....	33
64	Hose and Reel Sixes Event .....	33
65	Hose and Reel Eights Event .....	34
66	Hose and Ladder Eights Event .....	34
67	Hose and Ladder Fives Event .....	34
68	'Y' Coupling and Ladder Eights Event .....	34
69	Disabled Hose and Reel Sixes Event .....	35
70	Hose, Hydrant and Pumper Event – Five Competitors.....	36
71	Pumper and Ladder, Five Competitors .....	38
	List of V.U.F.B.A. Specifications .....	41
	Attachment 'A' Competition Reels Specifications .....	42
	Attachment 'B' Marshall Events .....	44

**VICTORIAN URBAN FIRE BRIGADES' ASSOCIATION INC.**  
**COMPETITION RULES AND CONDITIONS**  
**GOVERNING RULES AND CONDITIONS**

*The Competition Rules and Conditions published July 2008, include all approved amendments since published Rule Book of 1<sup>st</sup> August, 2000.*

**RULE 1.**

**ELIGIBILITY TO COMPETE - SENIOR BRIGADES**

- a) The undermentioned Fire Brigades (but no others) shall be eligible to enter one or two Team/s at the discretion of the Association, for each competition event at the Annual Championships, viz.
  - i) All Urban Fire Brigades registered by the Country Fire Authority and on the Register prior to the Championships.
  - ii) Fire Brigades from Victoria and other Brigades approved by the Governing Body of the Association provided that their teams compete in the relevant sections as determined by the Association.
- b) An entry form and appropriate entry fee must be lodged with the Victorian Urban Fire Brigades' Association in the form and manner from time to time prescribed.
- c) No Brigade shall be allowed to compete in any Track Event at any Annual State Association Championship, Zone, Regional Council, District Association or Brigade conducted competitions unless it is a financial member of the Association on the first day of September preceding such competitions or Championships.

**RULE 2.**

**SENIOR MEMBERS ELIGIBLE TO COMPETE**

The undermentioned members of the respective brigades (but no others) shall be eligible to compete at the Annual Championships:

- i) Volunteer Members from each Brigade who must have been elected as a Member of their respective brigade and registered with the Country Fire Authority prior to the Championships.
- ii) Permanent Personnel who prior to the Championships are officially appointed to the brigade they are participating with, and subject to not being a volunteer member of an entered participating brigade at the same Championships unless written approval has been granted by that volunteer brigade.

- iii) No member with restrictions placed on their capabilities shall be eligible to compete unless the restricted member's Brigade has the approval of the Country Fire Authority.
- iv) No member suspended by the Country Fire Authority shall be eligible to take part in any brigade or association activities involved with competitions during the period of suspension.

### **RULE 3.**

#### **ELIGIBILITY TO COMPETE - JUNIOR BRIGADES**

- a) The undermentioned Junior Fire Brigades (but no others) shall be eligible to enter up to three Team/s at the discretion of the Association, for each competition event at the Annual Championships:
  - i) All Urban Junior Fire Brigades registered by the Country Fire Authority and on the Register prior to the Championships.
  - ii) Junior Fire Brigades from Victoria and other Brigades approved by the Governing Body of the Association.
- b) An entry form and appropriate entry fee must be lodged with the Victorian Urban Fire Brigades' Association in the form and manner from time to time prescribed.
- c) A registration form as from time to time prescribed to be completed and lodged with the Association providing required accurate information and name and age of each junior member and brigade member to compete in competition events.
- d) No Junior Brigade shall be allowed to compete in any Junior event at any Annual State Association Championship, Zone, Regional Council, District Association or brigade conducted Competitions unless it is affiliated with the Association on the first day of September preceding such Championships or Competitions.
- e) A Junior Brigade must have a minimum of seven competitors in the respective age group to enter two Teams and a minimum of eleven competitors to enter three teams.

### **RULE 4.**

#### **a) JUNIOR MEMBERS ELIGIBLE TO COMPETE**

The undermentioned members of the respective brigades shall be eligible to compete at the Annual Championships:

- i) Junior Members who must have been elected as a member of their respective brigade and registered with the Country Fire Authority prior to the Championships.
- ii) Junior Members of other brigades who must be financial members of their respective Association and being members of their brigades prior to the Championships.

#### **b) BRIGADE MEMBERS ELIGIBLE TO COMPETE**

Brigade members aged sixteen (16) years and registered by the Country Fire Authority prior to the Championships are eligible to compete in junior competition events.

## **RULE 5.**

### **AGE FOR JUNIOR COMPETITORS**

- a) Juniors competing in the Under 14 years events shall be aged 11 years; and to be under 14 years on the 1st October immediately preceding the Championships.
- b) Junior and brigade members competing in the under 17 years events shall be under the age of 17 years on the 1st October immediately preceding the Championships.

## **RULE 6.**

### **COMBINED TEAMS**

- a) Where a Brigade does not have sufficient competitors in its own right to compete at the Junior or Senior State Championships, it may combine with similar placed brigade/s for that particular year. Permission must be obtained from the Secretary of the Association and a list of competitors comprising the combined team supplied with the request. Permission must be obtained each year. If additional team members become available to compete after approval has been obtained from the Association, the Association must be advised of the name of the competitor(s).
- b) Competitors in a combined team must compete in their own brigade uniform.
- c) The Association may review the approval granted for the combined team at any time during the year or competition season based on the performance of the combined team and number of members competing.
- d) Brigades who have competed as a combined team for a minimum of two consecutive years are eligible to win the Grand Aggregate in their third year of competition as a combined team.
- e) If Senior Brigades cease to compete as a combined team, the Association will determine the appropriate Class for each brigade.

## **RULE 7.**

### **BORROWING A COMPETITOR**

Where a Brigade has less than the required number of competitors to complete a team at the Annual Championships, competitors may be borrowed as set out below:

#### **Senior State Championships**

- (a) Two competitors may be borrowed from non competing brigades for the season subject to the written approval of the Association and their brigade. A non competing brigade is a brigade which is not competing at competitions or Championships during the current competition season. The borrowed competitors to compete in the uniform of the brigade they are competing with and can compete in any position.

- (b) Up to two competitors may be borrowed from competing brigades on the day of a Championship and may compete in the following positions:
  - (i) 6's and 8's events - all except hydrant and second coupling;
  - (ii) Hose & Ladder 8's - all except ladder and ladder foot;
  - (iii) 8Y event - all except first branch, second coupling, ladder;
  - (iv) Ladder 5 event - pole only.These borrowed competitors to compete in own brigade uniform.
- (c) Up to 3 competitors may be borrowed for the Torchlight Procession.
- (d) The rules for borrowing also apply where a Brigade enters two Teams.

### **Junior State Championships**

- (a) One competitor in each age Section, may be borrowed from non-competing brigades subject to written approval of the Association and their brigade, and can compete in any position. All team members to compete in the uniform of the competing team. A non competing brigade is a brigade which is not competing at competitions or Championships during the current competition season.
- (b) On the day of a Championship, a brigade with insufficient numbers to compete in the 4 competitor events, may
  - (i) in Under 14 Years Section, borrow one competitor from competing brigades,
  - (ii) in Under 17 Years Section if the brigade has no Under 14 Years competitors, borrow one Under 14 Years competitor from competing brigades.These borrowed competitors to compete in own brigade uniform.
- (c) A borrowed Under 14 Years competitor may compete in the same event in both age sections.
- (d) The rules for borrowing also apply where a Brigade enters two or three Junior Teams.

### **RULE 8.**

#### **REGULATIONS OF:**

- **APPLIANCES AND EQUIPMENT**
- **CONDITIONS AND RULES**
- **UNSEEMLY BEHAVIOUR**
- **ENCROACHING ON RUNNING TRACK**
- **TIMES FOR WEIGHING REELS / TESTING HYDRANTS  
/ TIMING WATER**

- a) All Appliances and Equipment to be of Victorian Urban Fire Brigades' Association written and/or drawn standards and conform to the general rules and conditions of the Association.

- b) Conditions and Rules for competition events must be adhered to by participating brigades and shall be strictly enforced by the Governing Body of the Association.
- c) The penalty for any breach of these Rules or the conditions for each event, except where otherwise specified, shall be disqualification of the team, or competitor, as the case may be, for the event.
- d) When equipment is being judged, hydrants, branches and couplings shall be hand tight or within 13mm thereof, except where otherwise stated.
- e) The Governing Body of the Association shall have the power to alter the order of running of the various events or of the teams.
- f) An incident of bad language or unseemly behaviour by a competitor or competitors on the competition track must be reported to the Track Master who may disqualify the competitor or team from the event being conducted and/or subsequent events.
- g) Any brigade member encroaching on running track or running enclosure and failing to move off same on order of Track Master or Association Official may cause disqualification of their brigade.
- h) Any incident of equipment being thrown or abused may result in disqualification of a competitor or team.
- i) At Senior State Championships the following equipment shall be tested, weighed and suitably marked or officially recorded, on Friday between 1600 and 1730 hours and Saturday, Sunday and Monday between 0700 and 0815 hours, at the following locations subject to alteration by the Governing Body:
  - Main Track – Hydrants; Back Caps.
  - Testing Station (roll on area) – Branches; Dummies; Ladder Harness; Reels; ‘Y’ piece.All the above equipment may be subject to random checks during the Championships.
- j) At Senior State Championships, hydrants will be weighed, tested, sealed and officially recorded at the same time as the testing of hose reels e.g. Rule 8 i). Hydrants may be rechecked during events if considered necessary. At Junior State Championships, similar times will occur on Friday, Saturday and Sunday.
- k) No Competition shall be conducted if water supply does not comply with the Association’s requirement of not less than 4.0 seconds through a 27.432 metre length of approved competition hose.
- l) Timing of water at the State Championships will take place prior to 8.15am each morning of the Championships, subject to alteration by the Governing Body if required.

# **GENERAL RULES, CONDITIONS AND EQUIPMENT**

## **RULE 9.**

### **AGGREGATE POINTS**

a) **SENIOR BRIGADE CHAMPIONSHIPS:**

Points for Grand Aggregate in 'A' Section, and for Section Aggregates in 'A', 'B' and 'C' Sections, shall cover all events and shall be compiled as follows:

Marshall Event - One Competitor, Marshall Event - Two Competitors, Ladder Race Event - One Competitor, Hose and Ladder Event - One Competitor, 'Y' Coupling Event - Four Competitors, Hydrant Race - One Competitor and Discipline Contest. First - 8 points, Second - 5 points, Third - 3 points, Fourth - 2 points, Fifth - 1 point.

Hose and Reel Fours Event, Hose and Reel Sixes Event, Hose and Reel Eights Event, 'Y' Coupling and Ladder Eights Event, Hose and Ladder Fives Event, Hose and Ladder Eights Event, Hose and Reel Sixes Event, Hose Hydrant and Pumper and the Pumper and Ladder events

First - 16 points, Second - 10 points, Third - 6 points, Fourth - 4 points, Fifth - 2 points.

b) **JUNIOR BRIGADE CHAMPIONSHIPS:**

Points for the grand aggregate shall cover all events and be compiled as follows:

First - 8 points, Second - 5 points, Third - 3 points, Fourth - 2 points, Fifth - 1 point.

## **RULE 10.**

### **GRADING OF SENIOR BRIGADES**

a) Member brigades at Annual Championships will be classified into three sections namely 'A', 'B' and 'C' and graded on equitable basis over all events with the exception of the Discipline Contest. All sections to operate on the promotion/relegation system.

b) The system of elevation and relegation will comprise the following components:

i) Brigades to be considered over all events with the exception of the Discipline Contest.

ii) Points to be allotted as outlined in Rule 9 (a).

iii) The system of ranking brigades will be as approved by the Association and based on performance.

iv) If a Brigade has not competed for three consecutive years, it will be relegated to the section below its current Section, unless it is already in 'C' Section.

v) From time to time the Governing Body will be required to adjust the number of brigades in each Section.

vi) Brigades may apply to the Association to be re-classified.

NOTE: Brigades which do not compete at the Championships will not be considered for elevation or relegation - exception Rule 10 (iv).

Brigades which only compete in some events in the program will be considered over all events and graded accordingly.

- c) Brigades entered from Western Australia shall compete in 'A', 'B' or 'C' Sections as graded by their State Association; Tasmanian Brigades shall be graded 'B' and N.S.W. Brigades 'C'; with grading of any other visiting brigade as determined by the Governing Body of the Association.

## **RULE 11.**

### **ROLL CALL - COMPETITORS**

- a) Roll Call will be taken fifteen (15) minutes prior to the commencement of each competition event, a member of the brigade called to be present to acknowledge attendance for taking part in the event.
- b) Any team not answering the final roll call for taking their place in the five teams or five pairs at the start of any event or heat where applicable with all of their competitors present will be liable for disqualification.

## **RULE 12.**

### **DRAW FOR COMPETING**

Brigades entered in each event shall be drawn separately to determine the order for competing.

## **RULE 13.**

### **COMPETING IN PAIRS AND AGAINST TIME**

- a) **AGAINST TIME:**  
Except where otherwise specified, events shall be contested against time.
- b) **COMPETING IN PAIRS - SENIORS:**  
When running in pairs is specified and number of teams to compete is not less than 20, two rounds shall be run in pairs and third round single against time. Teams awarded a dead heat in the first round shall both run in the second round. Teams awarded a dead heat in the second round shall both run against time.  
A team having a bye in the first round must equal or better the average time to qualify for the second round. A team having a bye in the second round must equal or better the average time of that round to qualify for the final.  
A team which fails to equal or better the average time is treated the same as a losing team when determining the fastest losing teams to progress to the next round or final.  
Teams with equal times in the final round against time shall run off in pairs where practicable.

Where the number of teams is known to be less than 20, the event shall be conducted with one round in pairs with the final round against time; with conditions where two rounds are held to apply where appropriate.

The average time for a team having a bye to equal or better, to be announced after the team has run.

c) **FILLING OF FIVE PLACINGS:**

If the first five places in any event are not filled owing to teams missing or being disqualified, a re-run will not be granted.

d) **ORDER OF COMPETING:**

Each team shall compete in the order shown on the program unless for specific circumstances the Track Master approves drawn pairs competing out of the order shown in program.

e) **TOSSING FOR LANES:**

Save in the Hydrant Race or where ruled otherwise by the Association's Governing Body, tossing for lanes must take place if competitors or teams cannot decide on choice of lanes. Tossing for lanes should take place prior to being included by the Marshalling Officers within the five pairs ready to compete.

f) **FASTEST LOSING TEAMS INTO NEXT ROUND AND FINAL:**

Except for the Ladder Race, Hydrant Race and Champion Four event, teams with the 3 fastest losing times in the first round shall progress to the next round, and the teams with the 2 fastest losing times in the second round shall progress to the final.

For the Ladder Race, Hydrant Race and Champion Four event, teams with the 5 fastest losing times in the first round shall progress to the next round, and the teams with the 3 fastest losing times in the second round shall progress to the final.

The fastest losing teams progressing to the next round, to compete at the end of the draw for that round in program order.

The time of a team failing to qualify for the next round or final is eligible for inclusion in the fastest losing times.

**RULE 14.**

**TIEING IN EVENTS**

In the event of a tie in final placings, the teams concerned must immediately prepare for a run off. Teams to run off in pairs where practicable and in order of the program. Time to be announced as each team completes the run.

**RULE 15.**

**INTERFERENCE WITH TEAMS**

Teams interfering with the opposing team shall be disqualified.

## **RULE 16.**

### **COMPETITORS DISABLED ON TRACK**

If their team has not been eliminated, a competitor disabled on the track may be replaced by an eligible member, providing the matter is first reported to and approval obtained from the Track Master of the event being held. The replacement competitor may run in any position in that team. In circumstances where the Protest Committee is called to adjudicate, it may call for medical evidence of injury to the competitor.

If the Brigade competing is using a competitor from another brigade to complete its team and a competitor is injured, it may borrow another competitor.

## **RULE 17.**

### **DISCONNECTION OF EQUIPMENT**

No appliance shall be disconnected, tightened or interfered with after the work has been completed until tested and with the consent of the Judge.

## **RULE 18.**

### **PROTESTS**

#### **a) LODGING OF PROTEST:**

The Track Master of the event being conducted must be informed of intention to lodge a protest within five minutes of the completion of the brigade's run and further such notice of intent to lodge a protest must be made to the Office of the Secretary within ten minutes of the run under dispute, and a deposit of Twenty (\$20) Dollars together with a written protest signed by an Officer of the brigade lodged with the Secretary of the Association within 15 minutes of the run under dispute.

The decision of the Protest Committee shall be final, and if the protest is deemed by the aforesaid Committee to be frivolous, the Brigade shall forfeit the deposit. The Protest Committee may consider video evidence taken of the event/incident in question.

#### **b) PROTEST COMMITTEE:**

The Protest Committee shall be appointed by the Association's Governing Body and shall, on the evidence placed before it, decide whether any protest lodged as aforesaid be dismissed or upheld.

## **RULE 19.**

### **DRESS**

Jumper, Shirt and Trousers to be uniform in colour for each member of team and dress of each competitor shall be:

- a) Jumper, or Shirt with sleeves not less than half length, and with the name of brigade appearing on the front of same, letters not less than 50mm, number of brigade on back in plain figures, 200mm high (Senior Brigades) and 100mm (Junior Brigades);

- b) Ankle length trousers, (centre of ankle bone) with trouser legs neither tied, rolled nor held in socks; or featuring leg side zips or stirrups or being skin tight in fitting;
- c) appropriate athletic footwear.

No competitor dressed otherwise than in accordance with the above Rules shall be permitted to compete unless authorised with combined team or being a make up borrowed competitor.

SPONSORSHIP is allowed, provided that it is placed on the left breast of competitor's jumper or shirt (above brigade name) of a maximum size of 100mm diameter or as otherwise approved by the Association's Governing Body.

## **RULE 20.**

### **BRANCHES**

#### a) GENERAL CONDITIONS

Branches must measure not more than 178mm or less than 127mm in length, with a nozzle diameter - minimum 19mm and maximum of 26mm; a handle being allowed on the first branch in the 'Y' Coupling and Ladder Eights Event, to a maximum length of 90mm and diameter - minimum of 9mm maximum of 19mm with an optional knob on the outer end to a maximum of 22mm. Branches must comply with specifications on V.U.F.B.A. Drawing No. 9.

#### b) OVER BRANCH LINE

A line shall be drawn across the track 27.432 metres forward from the centre of the plugs and some portion of the branch must be forward of this line when the water hits the disc. Hose and Ladder Events excepted. See also special conditions for 'Y' Coupling and Ladder Event. If the branch is turned back and pointed directly into the Track, it will lead to disqualification of the team.

#### c) SUPPORT BRANCH AND HOSE

After the water hits the disc, competitor may support the hose until the Judges have examined the branches.

## **RULE 21.**

### **COUPLINGS**

- a) A male coupling and female coupling shall be attached to hose to make up one complete length of hose except in the case of the dummy length which includes only one half of a set of couplings attached.
- b) ATTACHING COUPLINGS TO HOSE: All couplings shall be attached by a minimum of two rivets and securely wired or where couplings are so designed by the BANDIT method. When the bandit method is used, an approved Bandit coupling must be used. Where two Bandit tapes are used, there is no requirement for rivets. Rivets shall be copper, specification 3.9mm (8 gauge) diameter, minimum length 11.46mm, with head of rivet on the inside of coupling and having a copper washer on the outside before flattening of stem of rivet to finish off.

- c) **EXTENDED MALE COUPLINGS:**  
The maximum length of an extended male coupling shall be 177mm.
- d) **MALE COUPLING - HOSE AND LADDER EVENTS:**
  - i) For use with the Clip style ladder harness, a 'D' bracket conforming to Association standard shall be attached to the coupling.
  - ii) For use with the Cradle style ladder harness, a hose clamp or affixed ring to an extended male coupling, conforming to Association standards, to be used.
- e) **BREAKING OF COUPLING:**  
Where couplings are joined and by these rules are to be broken by hand it shall be a Miss where couplings become uncoupled of their own accord. Couplings shall be deemed to be correctly broken if breaking occurs when one or two hands are observed to be on part of the coupling at the instant of breaking.

**RULE 22.**

**'Y' COUPLING**

'Y' Couplings must measure not more than 305mm in length overall. No legs or stands shall be allowed. A handle being allowed on the female end of the Y Coupling used in the 'Y' Coupling and Ladder Eight Event to a maximum length of 100mm and diameter - minimum of 9mm maximum of 19mm, with optional knob on the outer end to a maximum of 22mm. No valves, blocks, deflectors or stop cocks shall be used.

Refer V.U.F.B.A. Specifications and Drawing No 11.

In Dry Events, the knob on 'Y' may be positioned at eleven, twelve or one o'clock.

**RULE 23.**

**CROSSED BRANCH, COUPLING OR INCORRECTLY SET HYDRANT**

Crossed threads will count as a miss with the exception of the first coupling on to the hydrant and the first and second couplings in the centre in the Marshall Events; first branch and coupling of first and second lengths together in the 'Y' Coupling and Ladder Eights Event; first coupling in the Disabled Hose and Reel Sixes Event.

When checking the equipment and the equipment has jammed or crossed, the Judge shall consult with one other Official and then mark the equipment, loosen the piece of equipment, reset it and then re-check the marks with the second official whose decision shall be final.

**RULE 24.**

**HYDRANT**

- a) **GENERAL CONDITIONS**
  - i) Hydrants shall weigh not less than 5.5kg and shall be complete with back cap and spindle complete with correctly fitted bell, and capable of drawing water.

- ii) The spindle thread must be a two start thread of 4mm pitch giving progression of 8mm in one complete turn of the spindle.
  - iii) The following moving parts of the hydrant must be free to move through 360 degrees and must not be mechanically locked in any way i.e. spindle handle, spindle and bell, discharge heads and lugs.
  - iv) Hydrant must be complete with two handles positioned immediately below the discharge head and spaced at 180 degrees to each other, for the purpose of tightening and releasing the hydrant.
  - v) The cross section of the lugs must be intact as designed, and not filed or machined to provide taper for easy setting.
  - vi) Height of hydrant measured from the sealing contact face provided for washer to the horizontal centre line of the discharge head shall not be more than 575mm or less than 520mm.
  - vii) A washer must be fitted to the hydrant and the locating spigot must protrude beyond the bottom of the washer.
  - viii) All hydrants must be complete and comply with the specifications on Drawing V.U.F.B.A. No. 8 at start of event and prior to shipping of hydrant, e.g. prior to removing plug cover.
- b) **BACK CAP:**  
A back cap with a lug measuring in diameter - minimum of 9mm maximum of 19mm, length - minimum of 13mm maximum of 90mm, including optional knob on the outer end to a maximum of 22mm, back cap to be attached to one of the discharge outlets on hydrant except where removed under these Rules.
- c) **HELD POSITION IN MARSHALL EVENTS:**  
In Marshall Events, the hydrant to be held at a steady position it being optional if held forward, behind or beside the competitor.
- d) **PLACING ON REEL:**  
Hydrants shall be placed behind the axle of the reel on swivel action hydrant carriers, with any separate arm extension being swivel action. Maximum length of the carrier arm not to exceed 150mm.

## **RULE 25.**

### **THREADS ON BRANCHES, COUPLINGS, HYDRANTS & 'Y'**

The threads on all hydrants, branches couplings and 'Y' Couplings shall be a single start continuous thread and not number less than three to 25.4mm. In three complete turns the progression of any appliance shall not exceed 25.4mm. No valves, blocks, deflectors or stop cocks shall be used in hydrants, branches or 'Y' Couplings.

## **RULE 26.**

### **REELS**

#### **a) GENERAL CONDITIONS:**

- i) All gear must be placed on reel, prior to start with couplings clear of branches.
- ii) All pushers and pullers attached to the side or the rear rigging of reel must be spring loaded and fail safe when checked by the Examiners at the start of each reel event.
- iii) In Hose and Ladder and 'Y' Coupling and Ladder Reel events, no equipment attachments including branch, coupling or Y piece shall project further outward from side or rear rigging of reel than 150mm from point of attachment to reel.
- iv) Measurements of Hose Reels shall conform to within the minimum and maximum dimensions as prescribed by the Association's Governing Body on standard reels as approved by the Association (refer Reel specifications - attachment 'A').  
Any new reels to be constructed shall have prior Association approval.
- v) No hose reel weighing less than 127 kg when stripped of hose and equipment shall be used.
- vi) The lower portion of the front cross bar of the reel must not exceed a maximum clearance of 230mm from the ground at the start of the run. Judging of clearance to be measured both sides of centre of cross bar.

#### **b) REEL CATCHERS:**

It is compulsory for reels to be under control at all times until the completion of the run, e.g. when final disc is struck and timing is stopped. Reel Catchers are permissible and they must be dressed in accordance with Rule 19. Unless authorised by the Track Master, hose reels must not be caught until they are past the discs. A red line will be drawn across the track under the discs to serve as a guide for the reel catchers and Judges. All reels must remain in a forward position of this red line after the disc is struck in the following events; Hose and Reel - 4's, 6's and 8's, the 'Y' Coupling and Ladder Eights and the Disabled Hose and Reel Sixes. The catcher must be on the forward side of the red line at all times. In the Y Coupling and Ladder Eights Event, it is permissible for the reel catcher to release hold of the reel once stationary and all hose has been removed and remain with or beside the reel until the completion of the run provided that such action does not impinge on the safety of the event.

Reel Catchers are in addition to the number listed to comprise a team in an event and cannot become involved in the work content of the run or interfere with any of the equipment.

## **RULE 27.**

### **HOSES**

#### **a) GENERAL CONDITIONS:**

All Competition Hose for senior events shall be 64mm in diameter and of a brand and type approved by the Association. In "Pumper Events", hose shall be as approved and supplied by the Country Fire Authority. Hose used in Junior Brigade Events shall be of a brand and type approved by the Association.

#### **KINKING OF JUNIOR HOSE DISALLOWED:**

In Junior wet events, the flow of water to be controlled by operation of the hydrant. A competitor who handles hose to slow flow of water shall cause disqualification of team.

#### **b) DUMMY LENGTHS:**

A dummy length of hose as approved by the Association shall measure not less than 12 metres in one continuous length at the conclusion of the run and shall be complete with one half of a set of couplings attached.

#### **c) MEASURE:**

In all hose reel events each wet length of hose shall measure not less than 27.432 metres after the completion of the run. A length of hose comprises the hose with male and female couplings attached and shall be measured from face to face of couplings.

#### **d) PREPARING, TAMPERING OR WETTING:**

Hose shall not be prepared in any way at any time other than by wetting but water shall not be put into any hose nor shall any hose be tampered with in any way after being passed by the Examiner. A margin of one litre of water in any one length shall be permitted when judging.

**THE PENALTY FOR ANY BREACH OF RULES 27 (a) AND 27 (d) SHALL BE DISQUALIFICATION FOR TWO (2) YEARS .**

e) **PULLING OF HOSE:**

No rope, strap, brake or other device is to be used for pulling the hose off the drum or the tray of the reel.

f) **ROLLING ON:**

Hose shall be wound onto the drum or flaked onto the tray in a continuous length, run out singly for all hose reel events, and shall NOT be crossed at the completion of the run with the exception of Rule 27 (h) 'Turn Back'.

g) **SLACK HOSE:**

In reel events, a maximum of 4.3 metres of slack hose shall be allowed clear of the ground and drum, with measurement to be taken from the coupling to the point where the hose leaves the centre line of the drum.

A red line 26 mm wide must be painted or marked with a heavy Texta colour around the hose 4.3 metres from the end of the male or female coupling, whichever applies.

No rubber bands or the like can be used to fasten the hose to the drum.

h) **TURN BACK:**

In the Disabled Hose and Reel Sixes a turn back of 1.5 metres from the male end of the third length is permitted when rolling on. A red line 26mm wide must be painted or marked with a heavy Texta colour around the hose 3 metres from the male end of the third length.

(i) **OUT OF CONTROL HOSE:**

If water comes out of the hose/branch and the hose is not controlled or held by a competitor, it will lead to disqualification of the team, irrespective of whether the disc has been struck or not.

**RULE 28.**

**LADDERS**

a) **GENERAL CONDITIONS:**

Aluminium ladders must be built to specifications on Drawing V.U.F.B.A. No 2 for use at all competitions. The rung third from the bottom to be painted SAFETY YELLOW for a distance of 76mm from the styles. The styles to be painted SAFETY YELLOW between the eleventh and twelfth rungs.

b) **LADDER HARNESS:**

- i) In all Hose and Ladder Events, hose must be carried by the competitor on an approved hook or clip attached to an approved harness when ascending or descending the ladder. The team will be disqualified if the coupling falls from the ladder harness on ascending or descending the ladder or drops from the ladder harness when on ladder stand platform.
- ii) In the Y Coupling and Ladder Eights Event, any competitor allowing the coupling/branch to fall and to hit the ground when attempting to place the coupling in or on the ladder harness, or where the coupling falls from the ladder harness on ascending or descending the ladder or drops from the ladder harness when on ladder stand platform - will cause disqualification of the team.

NOTE: Where after the third disc has been struck and with the approval of the ladder catcher, the coupling/branch is permitted to be removed to clear any twists in the hose to assist the draining of the hose, this will not constitute a miss provided the coupling/branch removed by the ladder competitor does not drop from the ladder stand and is attached to the harness before the competitor descends the ladder.

c) **DESCENDING THE LADDER:**

Competitor to descend the ladder in a safe manner, sliding down or leaving the ladder above the fourth rung may cause disqualification of team.

**RULE 29.**

**LADDER STAND**

a) **GENERAL CONDITIONS:**

- i) Ladder stands shall conform to Association specifications on V.U.F.B.A. Drawing No 4, and in particular to observe the required fittings to provide safe anchorage points for attaching the ladder catchers safety harness lanyard.
- ii) Height of touch bar shall be set at one metre and 1.8 metres from the plumb line at front edge of platform.

b) **BAR FOR LADDER THROWERS:**

A bar of 38mm outside diameter will be placed in a position 1.5 metres from ground and 1.4 metres from the centre of the ladder to the centre of the bar so as to assist ladder throwers.

c) **SECURING LADDER:**

- i) A bar must be installed on ladder staging as per Association Drawing Nos. M4.1 and M 4.2 to secure ladder for Ladder Events.
  - ii) When securing the ladder in the Ladder Race and where applicable for Hose and Ladder Event, the tie brace from the ladder to the stand shall be attached to the fourteenth rung of the ladder.
- d) For the Hose and Ladder Eights event, two white lines 50mm in width must be marked on the padding at the top of the ladder staging. The lines to be 1600mm apart overall with the centre of the staging being the mid point.

**RULE 30.**

**DISCS**

- a) All discs (or targets) to be of an approximate diameter of 914mm.
- b) For Hose and Reel Events, discs shall be placed in centre of running lane 4.572 metres past the branch line and with centre of disc 3.658 metres above the ground. This does not apply to the disc on the ladder stand.
- c) For the Pumper Event (Rule 70), the discs to be placed 4.572 metres past the branch line and with centre of disc 3.658 metres above the ground and to be not less than three (3) metres and not more than four (4) metres apart with the centre point between discs to be in line with plug.
- d) In all junior wet events, discs shall be placed 4.572 metres past the branch line and with centre of disc 3.658 metres above the ground and to be positioned in line with the hose and plug in use or in the centre of the lane as determined by the Championship Co-ordinator.
- e) The Branch Judge shall determine where discs have been hit with sufficient water.

**RULE 31.**

**PLUGS**

Plugs to be set in box with seat not less than 127mm nor more than 150mm deep from surface of track. Refer V.U.F.B.A. specifications on V.U.F.B.A. Drawing No 7.  
All plugs to be of a uniform depth.

**RULE 32.**  
**LINE MARKING COMPETITION TRACK**

All lines on Competition Tracks, with the exception of starting lines, shall be marked forward from centre of plugs. All starting lines and red line 1/2 metre behind starting lines, shall be 26mm in width, measure to be taken 13mm each side of centre. All other lines, including centre line of track to be 50mm wide, with the exception of the yellow break line which shall be 100mm wide and coloured yellow, and lines under discs which shall be coloured red. All other lines to be painted white. Refer specifications on V.U.F.B.A. Drawing No 1.

**OFFICIALS**

**RULE 33.**

**GENERAL CONDITIONS**

A meeting of all officials at which the roll call may be called and duties allotted will be held prior to the Competitions, or at any time found necessary. At the State Championships all officials must be nominated by a competing or affiliated brigade and must be registered with the Country Fire Authority with the exception of a retired member who may be allocated to a selected position as determined by the Governing Body.

Officials shall at all times wear the approved C.F.A. uniform or uniform as approved by the Association. Any official not dressed accordingly shall not be permitted to officiate.

**RULE 34.**

**ANNOUNCER**

The Announcer shall announce the next team or teams to compete and the result of that run; messages authorised by the Secretary of the Victorian Urban Fire Brigades' Association (emergency excepted) and the posting of the officials for subsequent events. No announcement is to be made after the teams for the next run have been announced and until the result of that run has been announced.

**RULE 35.**

**COMMUNICATIONS**

A communication system for direct relay of messages and information between operational centres involved with the conduct of the Championships, shall when in operation, be attended by appointed personnel.

A direct communication link between the announcer and the first aid attendants shall be installed wherever possible.

Communication between operational centres to be kept to a minimum and all recorded messages for public announcement shall not be dispatched unless with the approval from the Association Secretary's office (emergency excepted).

A record of all official messages to be recorded against the time and date of dispatch.

## **RULE 36.**

### **EXAMINERS**

Examiners shall inspect hose, reels and other equipment, ensure that the required quantity of hose is carried on the reel according to the conditions of each event and that all equipment etc. is in its proper place and condition before starting in any event. Examiners shall ensure that the hydrant is placed on the reel before starting, that no more or less than the specified number of competitors start in each team, and that the dress of each competitor is in accordance with the rules. Examiners have the authority to disqualify teams not complying with these requirements. Gauges supplied by the Governing Body must be used for testing equipment.

## **RULE 37.**

### **JUDGES**

Judges shall see that all runs are carried out in accordance with the rules. Flags shall be used in giving their decisions RED (out), WHITE (correct).

No judging shall take place until the run has been completed.

a) **AT BRANCH LINE:**

Judges on Branch Lines: To see that the coupling between the dummy and (or) any length of hose does not become uncoupled of its own accord, that any portion of the branch is forward of its respective branch line when the water strikes the discs, ensure that the branch is hand tight or within 13 mm thereof on completion of the work and to check length of hoses after the Judges at the Hydrant and 27.432 metre marks have placed their couplings in position. In 'Y' Coupling and Ladder Events the judge on the 27.432 metre mark will judge the 'Y' and place couplings of the second and third lengths in position for the judge on the 54.864 metre mark to judge. Observe Rules 17 and 37 (b) (CROSSED BRANCH) where applicable. (Reference in this Section to a dummy length does not apply where used in the 'Y' Coupling and Ladder Event).

b) **AT COUPLINGS:**

Judges shall test all joints after marking with pencil the appliance to be tested. Any joint which is being tested, and is within 13mm of being hand tight shall be accepted. A Judge may disqualify any team or member (in the case of a single competitor) infringing these rules, but before disqualifying such team or member for crossed threads on the coupling or branches a Judge shall consult one other Judge as indicated in Rule 23, whose decision shall be final (except when only two judges on the top of the ladder stand). To observe Rule 17 where applicable. Note also Rule 37 d).

c) **AT HYDRANT:**

Judge at Hydrant: In all dry events, when competitors are checking hydrants for a 'SET' prior to their run, no practice runs will be permitted.

In all Junior Events and Senior Dry Events, if a competitor or team breaks and continues on and sets the hydrant after the recall whistle has been blown the competitor/team is liable to disqualification.

To indicate plugs with the indicators; in the Hose and Reel Sixes and Eights Events, to see that water is shown through the first length and disc hit, before hydrant back cap is removed and before the second coupling is coupled to the hydrant; to judge hydrants and couplings attached thereto ensuring that the hydrant and coupling(s) are hand tight or within 13 mm thereof; to ensure that the hydrant is standing upright in the plug; and see that the plugs are in order for the next teams.

When hose is to be measured, the Judge will have the same removed from the hydrant and the coupling placed on the ground on the centre line of the plugs. Observe Rules 17 and 37 (b) where applicable. Hydrant to be marked prior to coupling being checked and the coupling must be taken off before judging the hydrant. A hydrant shall not be judged a MISS if part of a lug or lugs is not under the plug lugs. Note also Rule 37 d).

- d) When testing all equipment, only one hand shall be used to test whether or not the equipment is within 13mm of being hand tight.
- e) **IN JUDGES BOX:**  
Judge in Judge's Box: For effective control and co-ordination of all functions and activities in the Judge's Box, to be Officer in Charge. Shall observe that the electronic timing machine functions correctly during the running of the events and that the water which strikes the disc and stops the electronic timing does so in the correct sequence for that event. Shall signal to the Track Master by the use of flags the result of the observance of the run. After the time of the run has been recorded and the electronic timing has been re-set and the Check Timekeepers are ready, shall indicate to the Track Master by way of a Light System that the Judge's Box is ready for the next run to commence.
- f) **LADDER STAND:**  
Judges on Ladder Stand: See Hose and Ladder Eight's Event and to observe Rules 17, 28(b) and 37(b) where applicable.
- g) **AT YELLOW BREAK LINE:**  
Judge on Yellow Break Line: To see that the coupling between the first and second lengths does not become uncoupled of its own accord and that the coupling between the first and second lengths of hose must not be broken or leave the drum until past the yellow break line placed 21.336 metres forward from centre of plug. To observe Rule 37(b).
- h) **INDICATION OF PLUGS:**  
Judges only shall indicate plugs to competitors by indicator.

- i) **AT BREAKING OF FINISHING TAPE OR BEAM:**  
The height of any finishing tape or beam used in events shall be positioned 914mm clear of the ground. Competitor/s in breaking the tape or beam, must breast the tape or line of the beam with the upper arm between the elbow and point of shoulder being accepted.
- j) **THROWING OF GEAR:**  
Judges are to observe that no items of equipment are thrown during an event.

**RULE 38.**

**MARSHALLING**

Marshalling Officers. Shall call the names of the brigades entered in each event and mark off those entered but not competing. Shall record where a team has borrowed a competitor(s). Shall line the competing brigades up ready for handing over to starting officials. To observe Rule 11.

In heats and finals in all events, a maximum of five pairs of teams will be lined up behind the starting line, and competitors must be ready and in position or risk disqualification as outlined in Rule 11 (b). To observe Rule 56 - Hydrant Race.

**RULE 39.**

**RECORDERS**

Recorders shall enter in a book provided for that purpose the actual time of day in which all runs take place and the official time for the run. To observe Rule 41 where applicable.

**RULE 40.**

**STARTING**

- a) **STARTERS:**

Awaiting the Starters commands, a competitor or team shall take up a position behind the red line, 26mm wide and one half metre behind the starting line.

On receiving the all clear from the Track Master for the run to commence, the Starter shall give the command 'UP TO YOUR MARK', and competitor or competitors shall move forward to the starting line and assume a starting position.

On the Starters command of 'SET' the competitor or competitors will rise to a set position and thereafter the Starter when satisfied shall start the run by an approved signal or sound equipment.

If in the opinion of the Starter, any competitor or team breaks or has not had a fair start, the starter shall blow a whistle to recall the competitor or team for another start.

For consistency in the method of starting the starters shall observe:

- the starting commands to be given only when satisfied the competitor or competitors are steady.
- the starting signal or sound equipment be not activated on giving the command 'SET'.
- a competitor or team who breaks, on recall shall return to the starting line to again assume a starting position and the starter to repeat the word 'SET' but the cautionary command will not be given.
- a competitor or team not having a fair start shall be given all commands and if recalled twice to have the right to move back two places if that number of runs have yet to complete the event.

b) **BREAKING AT START:**

After three (3) breaks, the team or competitor involved is liable to disqualification from that event.

If a team competing in pairs is disqualified after three breaks, the teams will be re-marshalled with the next team advancing. The new pair of teams will have the option of competing immediately or dropping back two places (if appropriate) if the original team considers it has been disadvantaged by the disqualified team.

c) **PRACTICE STARTING:**

Practice starting is prohibited from and within an area five team lengths behind the starting line. Infringement may result in disqualification.

**RULE 41.**

**TIMEKEEPING**

Timekeepers: The Electronic Timing Machine, when in operation, will be used for the official timing of all runs but as a safeguard three timekeepers (or two in the Ladder Race) will clock manually and act as check timekeepers, the average of the times taken by them being recorded and if the Electronic Machine should fail during any event and that time after referring to the check timekeepers is a placing, then the check times will be used for that event. In all runs against time the Timekeepers will, after each run is completed, notify the Recorder of the time taken for that run even though the team or member may have been disqualified. Where possible Timekeepers must take up position at the finishing line. In the event of a run-off, time to be announced as each team completes the run. Events are to be timed in seconds and hundredths of a second.

In general, the timing of an event will commence upon the sounding of the starting equipment and will end when:

**DRY EVENTS (EXCEPT LADDER RACE)** – the competitor(s) cross the finish line, break a tape or beam or other method of recording the completion of a run. In events requiring more than one competitor in a team, each competitor must finish across the finish line or through separate recording devices where they are operating, and the time taken by the final competitor shall be the time for the run.

**LADDER RACE** – the competitor touches the timing rod attachment at the top of the ladder staging.

HOSE AND REEL EVENTS – the water strikes a disc. In the Hose and Reel Sixes and the Hose and Reel Eights events, the time shall end when the disc is struck by water from the second length of hose; in the Y Coupling and Ladder Eights events, the time ends when the third disc is struck.

PUMPER EVENTS – a second disc is struck with water.

A team or competitor failing to record a time may be disqualified or may be given a re-run by the Track Master in the event of equipment malfunction or other unforeseen circumstances.

## **RULE 42.**

### **CHAMPIONSHIPS CO-ORDINATOR**

The Championships Co-ordinator shall be responsible for the operational efficiency of the State Championships. The responsibilities shall include:

- (i) ensure that all Association equipment is properly maintained and readily available for the Championships;
- (ii) attend visits of inspection of Championship tracks and recommend improvements/alterations where necessary;
- (iii) prepare duty rosters for Track Masters and Track Marshalls;
- (iv) timely attendance at Championships to ensure facilities comply with Association requirements with authority to specify appropriate actions where necessary;
- (v) ensure that the water supplies for the Championships comply with the Association's criteria and take appropriate action to achieve this requirement.
- (vi) liaise with the Local Committee and C.F.A. personnel in regard to the operational aspects of the Championships.
- (vii) work closely with the Association administration to ensure the successful conduct of the Championships.

The Championships Co-ordinator will also have the same authority as approved for the Track Master (Rule 43).

## **RULE 43.**

### **TRACK MASTER**

Track Master: Shall see that all officials are in readiness and track clear before allowing any team to start; will give the 'All Clear' signal to the Starter when satisfied that everything is ready; shall supervise the running of all events and the behaviour of members or spectators with authority to order or have removed any person or persons from the track; will see that all General Rules and Conditions are complied with and the Officials carry out their allotted duties in an efficient manner and may during any event replace or remove any Official to another position.

The Track Master may fine, caution or disqualify for any or all events a Brigade infringing these Rules or any incident of disorderly conduct by a Brigade member or failing to move off the running enclosure when instructed to do so by an Association Official and may over-rule the decision of any other Official.

Where under these Rules a competitor or team is given a MISS for an incident of bad language or disorderly conduct, the Track Master of that event shall cause to have the incident registered with the Association Secretary and for the Officer in Charge of the Brigade to be informed a repeated occurrence shall lead to a fine or immediate disqualification from all program events.

In the interest of safety to track officials and competitors, the Track Master is empowered to turn water off or to instruct a brigade hydrant competitor to turn water off where a competitor is at risk of losing his hold of the ladder or has lost control of a branch in wet events and hose is uncontrolled and creating a danger to persons on the track, and further in such circumstances the run be given a Miss, irrespective of whether the disc has been struck or not.

The Track Master shall observe that the number of members to constitute a brigade team in any event do participate as required by these Rules. The Track Master may give the run a 'MISS' if the required number of members to take part do not reach the plug line while the event is in progress save and except where a member/s through injury in the event is unable to further participate.

The Track Master shall keep a record of incidents and the time Intentions to Protest are notified. The Track Master may give a team a Miss where the team cannot complete an event in a reasonable time due to equipment or personnel considerations.

#### **RULE 44.**

### **TRACK MARSHALLS**

Track Marshalls: Shall assist the Track Master in the discharge of their duties, assist in measuring and draining of hoses and removal of hoses and personnel from the track at the completion of the run. Prior to the commencement of a running session, assist the Track Master to set up equipment (hoses, ladders, flags etc.) and follow up with the removal and storage of same at the end of the session.

## **EVENTS - RULES AND CONDITIONS**

#### **RULE 45.**

### **DISCIPLINE CONTEST**

- a) It is compulsory for all Brigades attending the Championships to take part in the Discipline Contest, otherwise they are liable for disqualification from the Champion Fours event.
- b) Brigades may march in the Discipline Contest with points to count, without having to compete in any other event.
- c) The number of members required to march in the Discipline Contest shall be as follows: 'A' - 'B' - 'C' Sections - Six Members and a Commander.

- d) Subject to compliance with Rule 2 ii) one or two permanent personnel may march in their appointed brigade squad. In exceptional circumstances, the Competition & Rules Committee may vary this requirement.
- e) New team ie. a team which has not competed for the past 3 consecutive years or a team which has not competed previously, has the option of not being required to compete in the Discipline Contest for 2 consecutive years.

**RULE 46.**

**TORCHLIGHT PROCESSION**

- a) It is compulsory for all Brigades attending the Championships to take part in the Torchlight Procession.
- b) Brigades with required minimum number of members to march, must be in attendance at their assembly point in time for the roll call of brigades. A brigade not in attendance or not having the required minimum number or having members marching who are not in full dress uniform, will be liable to disqualification from the Champion Fours event.
- c) Subject to compliance with Rule 2(ii), a maximum of three permanent personnel may march with the brigade.
- d) Where a Brigade has less than the required number of competitors, the Brigade may borrow up to 3 competitors for the Torchlight Procession.
- e) The maximum and minimum number of members permitted to march in the Torchlight Procession shall be as follows:
 

Maximum	-	15 Members and a Commander
Minimum	-	6 Members and a Commander

**RULE 47.**

**LADDER RACE EVENT - ONE COMPETITOR**

Each competitor to run 22.86 metres to permanently fixed ladder, ascend ladder to staging and touch the rod attachment. The rod must be 1.8 metres from the plumb line to front edge of the platform. Competitor must be standing on the platform and be clear of the ladder when striking the rod or attachment thereon. Floor of platform to be 6.1 metres vertically from the ground. Safety mesh to be around sides and back of platform. Base of ladder to be 2 metres from plumb line from edge of platform. Competitor to descend the ladder in a safe manner, sliding down or leaving the ladder above the fourth rung may cause disqualification.

**RULE 48.**

**HOSE AND LADDER EVENT - ONE COMPETITOR**

Ladder stand to be placed with plumb of platform 16.46 metres forward of centre of plug. Ladder to be fixed against stand with foot 2 metres from plumb of platform and line to be drawn from centre of plug to centre of ladder and one 27.432 metre length of hose to be placed thereon and coupled hand-tight 8.23 metres from centre of plug with male coupling facing plug and lead on female coupling facing right. Branch to be placed 230mm. on right of coupling with lead facing towards coupling. The extra length of hose which cannot flake on line to be trailed off to left side of ladder.

Competitor to start 14.63 metres behind centre of plug, run past hydrant (which will be set) to coupling, uncouple same, place male end on ground near branch, return to hydrant with female coupling and couple to hydrant, return to male coupling, pick up and attach branch thereto and ascend fixed ladder with branch attached to hose and strike finishing bar on top of platform. Hose to be carried up ladder in approved ladder harness.

Competitor to be standing with both feet clear of ladder when bar is struck. Bar to be placed with plumb line 1.8 metres from front edge of platform. Any competitor dropping hose or branch from stand or ladder or attempting to tighten branch after striking bar will be disqualified. Competitor to descend ladder in a safe manner, sliding down or leaving the ladder above the fourth rung may cause disqualification.

#### **RULE 49.**

##### **MARSHALL EVENT - ONE COMPETITOR**

Hoses and appliances to be set out as in Marshall Event for Two Competitors and where applicable conditions of running to apply thereto. The competitor is to run with hydrant 3.658 metres to open plug, fix hydrant, break coupling on first length leaving male end on the ground, couple female to hydrant, pick up male and leave it close to 'Y', break coupling on second length, carry male to branch line, fix branch and lay it forward of branch line; carry female back, couple first and second lengths together leaving the coupling close to 'Y'; break coupling on third length, carry female back to hydrant, disconnect No. 1 coupling from hydrant and couple No. 3 in its place; pick up No. 3 male, carry it back and insert it in 'Y'; break coupling on fourth length, bring back female and couple it to 'Y'; break coupling between first and second lengths, couple No. 2 to 'Y', pick up No. 4 male, insert it in No. 2 branch, lay branch forward of branch line and run over finishing line.

#### **RULE 50.**

##### **MARSHALL EVENT - TWO COMPETITORS**

There shall be four lengths of dry hose, each length measuring 7.7 metres and fitted with couplings. Each length to be doubled and coupled in the centre. Number 1 and 2 to be laid out on the right of the track. Number 3 and 4 on the left. The distance shall be 3.658 metres from start to plug, 3.658 metres from plug to first coupling, 3.658 metres from first coupling to 'Y' coupling, 3.658 metres from 'Y' coupling to second coupling, 3.658 metres from second coupling to branch line, 3.658 metres from branch line to finish.

Couplings are to be broken within a marked space of 914 mm, and any half of coupling not to be immediately used after breaking is to be left within this space unless otherwise specified. Couplings broken otherwise shall cause a miss. All gear is to be laid out by the officials and must not be touched by any competitor prior to starting. The plug being open, No. 1 competitor will run with the hydrant 3.658 metres to plug, fix hydrant, run to second length, break couplings (may turn back the female coupling about one metre or more without throwing it and without carrying male coupling over line) pick up male, fix branch and lay it forward of the branch line. Break coupling at fourth length take female coupling back and couple it to 'Y', break coupling between first and second lengths, couple female to 'Y', pick up male of fourth length, fix second branch, lay it forward of branch line and run over finish line.

The No. 2 competitor will run from starting line, break couplings of first length, couple female to hydrant, carry back male and lay it within the marked space close to 'Y', couple first and second lengths together, break couplings on third length, disconnect No. 1 female from hydrant and couple No. 3 in its place, couple No. 3 male to 'Y', run over finishing line.

Some portions of both branches must be forward of the branch line when the run is completed. Each competitor must carry out the work in the order specified for them. Couplings are not to be thrown, under penalty of disqualification. All couplings to be broken by hand. During the course of the run, if the first coupling is only hooked on the hydrant, this will be accepted. After the run is finished all joints must be hand-tight or within 13 mm thereof, in accordance with the general conditions.

#### **SPECIAL NOTES:**

Lines will be marked on track 100 mm. wide, 914 mm. apart. Hose to be flaked on same. All hoses, before making up, are to be laid out full length with male lead up then folded back to centre and coupled with male lead brought to top by rolling male coupling outwards.

All couplings to be in centre of marked space 914 mm. Knob on female coupling to be pointed to right.

Branches to be on Branch Line with lead facing competitor.

All hoses and appliances for marshall events to be supplied by Association. Hydrant set to be approximately 8 o'clock.

No. 2 Competitor may tighten hydrant after coupling No. 3 length to hydrant but cannot re-set the hydrant.

No. 1 Competitor may tighten No. 4 coupling on 'Y' after coupling No. 2 length to 'Y' but cannot replace No. 4 coupling.

First branch must not be touched by a competitor after it has been placed down at branch line and competitor has handled the coupling in the next stage of the run.

After No. 1 hose has been disconnected it becomes a disabled length and may be left outside of the marked space; however it must not be thrown.

For correct interpretation for judging of couplings at "marked space of 914 mm"; refer to attachment 'B'.

#### **RULE 51.**

##### **'Y' COUPLING EVENT - ONE COMPETITOR**

Competitor to run 3.658 metres to plug which will be open, fix hydrant, run to coupling of first length of hose, break coupling, leave male within the marked space of 914 mm. take female and couple to hydrant, return to male end and insert same into 'Y', break couplings of second and third lengths and couple to 'Y', take male ends, run out and attach branches to each length and lay forward of the branch line 7.315 metres from the centre of the marked space of 914 mm. and cross the finish line, 21.946 metres from the starting line.

The branches at start of the event will be placed on the ground standing upright, 305 mm. apart, centre to centre, with the leads facing the plug, the 'Y' and couplings at the start of the event will be placed in a marked space of 914 mm., the centre of which will be 7.315 metres from the centre of the plug. Other conditions the same as for the 'Y' Coupling Event - Four Competitors.

NOTE: Y Coupling is placed in an upside down position with the female lead in the normal position.

**RULE 52.**

**‘Y’ COUPLING EVENT - TWO COMPETITORS**

Hose and appliances to be set out as in ‘Y’ Coupling Event - Four Competitors.

The No. 1 Competitor will run with the hydrant 3.658 metres to plug, fix hydrant, couple No. 1 male to ‘Y’, couple No. 4 female to ‘Y’, then take No. 4 male to branch line, fix branch, lay it forward of branch line and run over finishing line.

The No. 2 Competitor will run from starting line, break couplings on No. 1 length, take No. 1 female back to hydrant and couple it on, return to ‘Y’ and couple No. 2 female to ‘Y’, then take No. 2 male to branch line, fix branch, lay it forward of branch line and run over finishing line.

Some portions of both branches must be forward of the branch line when the run is completed. Each competitor must carry out the work in the order specified for them.

All couplings at the ‘Y’ must be broken within the marked space of 914 mm.; any portion not immediately used to be placed therein (unless otherwise stated), failing which the competitor will be disqualified; female couplings facing the hydrant and male couplings towards the branches.

**RULE 53.**

**‘Y’ COUPLING EVENT - FOUR COMPETITORS**

Four competitors from each brigade to run 3.658 metres to plug, which will be open, fix hydrant, couple female of first length of hose to hydrant and insert male of same length into ‘Y’, uncouple second and third lengths, couple females to ‘Y’, run out male ends, fix branches and lay forward of the line 7.315 metres from the centre of the marked space of 914 mm.

Time to be taken from the start until the last competitor crosses the finishing line, 21.945 metres from the starting line. The branches at the start of the event will be placed on the ground standing upright, 1014 mm. apart, (centre to centre) with the leads facing the plug.

The ‘Y’ and the couplings at the start of the event will be placed in a marked space of 914 mm. the centre of which will be 7.315 metres from the centre of the plug.

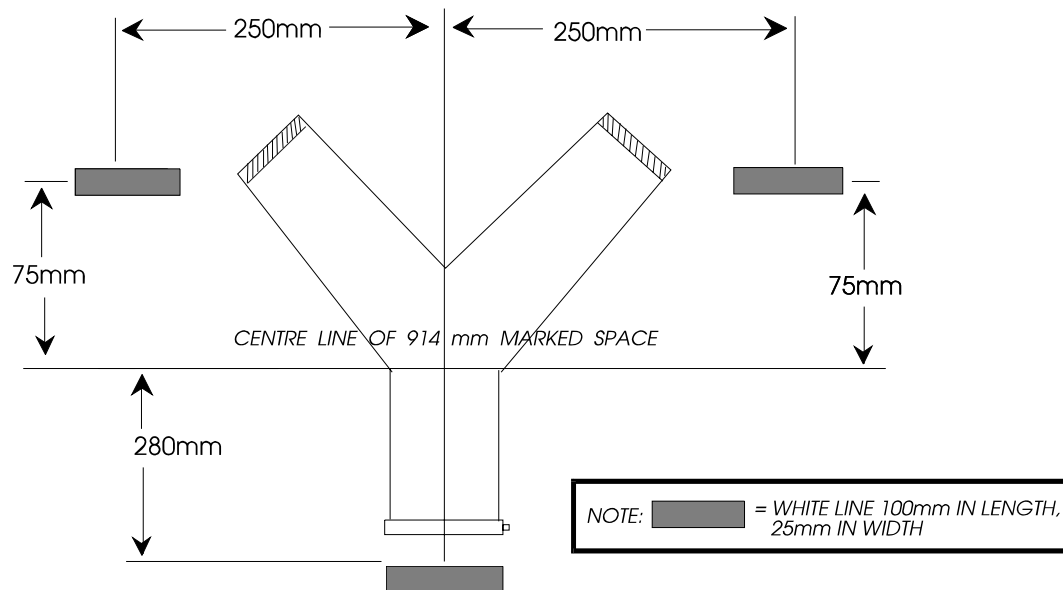
All equipment to be supplied by the Association and will be placed in position by the Judges; female couplings facing the hydrant and the males to the branches.

All couplings at the ‘Y’ must be broken within the marked space of 914 mm. and any portion not immediately used to be placed therein (unless otherwise stated) failing which the competitor will be disqualified.

Refer to “Special Notes” in Rule 50 where applicable.

## 'Y' COUPLING EVENTS

The standard distance for the setting up of dry work couplings adjacent to the 'Y' piece shall be:



### RULE 54.

#### FLAKED HOSE EVENT - ONE COMPETITOR

All hose and appliances to be supplied by the Association. There shall be one 28 metre length of dry hose doubled and coupled in the centre, the branch shall be in an upright position, on a 50 mm white marked square or circle on the right hand side of the hose 230 mm from the coupling with the lead facing towards the hydrant, both placed within the marked space of 914 mm. The distance shall be 3.658 metres from start to plug, 13.716 metres from plug to centre of marked space of 914 mm., 13.716 metres from centre of marked space of 914 mm. to branch line, 3.658 metres from branch line to finishing line.

The competitor is to run with hydrant 3.658 metres to plug, remove top cap and cover, set hydrant, break coupling in centre, couple female coupling to hydrant, pick up male coupling and branch, fix branch, lay it forward of branch line and then run over the finishing line.

### RULE 55.

#### FLAKED HOSE EVENT - TWO COMPETITORS

All hose and appliances to be supplied by the Association. Equipment as in the Flaked Hose Event - One Competitor and where applicable conditions of running to apply thereto.

No. 1 Competitor will run from the starting line, remove top cap and cover from plug, set hydrant, run to centre of marked space of 914 mm., pick up male coupling and branch, fix branch, lay it forward of branch line, then run over the finishing line.

The No. 2 Competitor will break couplings in centre, leaving male coupling in marked space of 914 mm., couple female to hydrant then finish over the finishing line.

- NOTE: i) It is not a Miss if the male coupling or branch is taken outside the marked space by the competitor using that part of the equipment ie. No 1 competitor.
- ii) It is a Miss if No 2 competitor has caused part of that equipment to leave the marked space.

**RULE 56.**

**HYDRANT RACE - ONE COMPETITOR**

Each competitor to run 9.144 metres, take hydrant off reel or stand and run with it 59.436 metres to plug, remove cover and cap, fix hydrant, and run over finishing line 4.572 metres forward of the plug.

Hydrant to be placed in carrier on reel or stand before starting. Centre of stand to be in line with centre of plug.

Where possible, heats and finals to be conducted in fours, run in two lanes, the winners of the first round in each lane will go into the second draw, the winners of the second round in each lane will go into the run against time. Where five competitors are left to complete a heat or final against time, two then three competitors to be marshalled to compete.

**RULE 57.**

**HYDRANT RACE - ONE COMPETITOR (For Juniors Under 14 Years)**

From a standing start, each competitor will run with hydrant 41.148 metres to plug with all other conditions the same as for the Hydrant Race - One Competitor, Rule 56.

**RULE 58.**

**REEL RACE - TWO COMPETITORS**

Two competitors to run 9.144 metres to the reel and run with it 59.436 metres with time being taken as hub of reel crosses finish line. Drum of reel can be fixed and/or pushing bar attached to frame of reel.

**RULE 59.**

**WET HOSE EVENT - TWO COMPETITORS**

The track will be marked 27.432 metres forward from the centre line of the plugs. A disc shall be fixed 4.572 metres forward of the 27.432 metre mark and its centre shall be 3.658 metres above the track surface.

There shall be a 28 metre length of 38 mm. diameter wet hose with 64 mm. couplings drained, doubled and coupled in the centre of the 27.432 metre section of the track.

Couplings to be placed in the centre of a marked space of 914 mm., the centre being 13.716 metres from centre of plugs.

The branch shall be placed in an upright position on the right-hand side of the hose and 230mm. from the centre of the couplings, with its lead facing toward the plug line. A 19mm diameter orifice branch to be used.

Two competitors to run, starting 3.658 metres from the centre line of plugs, remove plug cover and cap, set hydrant, break coupling, attach to hydrant, fix branch and hit disc with water. Branch must be forward of the 27.432 metre mark when water hits disc.

All equipment to be supplied by the Association with brigades to use own hydrant unless otherwise provided.

NOTE: Equipment and track markings are similar to the Wet Hose Event - Four Competitors, Rule 60.

### **RULE 60.**

#### **WET HOSE - STRIKING FIRST AND SECOND DISC EVENT - FOUR COMPETITORS**

The track shall be marked at 27.432 metres and 54.864 metres forward from the centre of the plugs. A disc shall be fixed in a convenient position 4.572 metres past the 27.432 metre line and in a similar position past the 54.864 metre line, with the centres of discs being 3.658 metres above the track surface.

There shall be a 28 metre length of 38 mm. diameter wet hose with 64 mm. couplings, drained, doubled and coupled in the centre of the 27.432 metre section of the track. Couplings to be placed in the centre of a marked space of 914 mm., the centre being 13.716 metres from centre of plug. A branch shall be placed in an upright position on the right-hand side of the hose and 230 mm. from the centre of couplings with its lead facing the plug line. A 19mm diameter orifice branch to be used.

Second length (same measurements etc. as first length) doubled and coupled in the centre of the 27.432 metre to 54.864 metre section of track. Couplings to be placed in the centre of a marked space of 914 mm., the centre being 41.148 metres from centre of plug.

A branch shall be placed in an upright position on the right-hand side of the hose and 230 mm. from the centre of couplings with its lead facing the plug line. A 19mm diameter orifice branch to be used.

Four competitors to run, starting 3.658 metres from centre line of plugs, remove plug cover and cap, set hydrant, break No 1 coupling, attach to hydrant, fix branch and hit disc with water, break No 2 coupling and couple No 2 hose to No 1 hose at the 27.432 metre line after disconnecting branch, fix branch to No 2 hose and hit disc with water. Branches must be forward of the 27.432 metre line and the 54.864 metre line respectively when water hits the respective disc.

Time to be taken from sounding of starting equipment until water hits disc forward of the 54.864 metre line.

Equipment to be supplied by the Association with brigades to use own hydrant unless otherwise provided.

Special Condition: That standard branches without handle be used.

## **RULE 61.**

### **WET HOSE - STRIKING SECOND DISC EVENT - FOUR COMPETITORS**

The track shall be marked 27.432 metres and 54.864 metres forward from the centre line of the plugs. A disc shall be fixed 4.572 metres forward of the 54.864 metre mark and its centre shall be 3.658 metres above the track surface.

There shall be a 28 metre length of 38 mm. diameter wet hose with 64 mm. couplings drained, doubled and coupled in the centre of the 27.432 metre section of the track. Couplings to be placed in the centre of a marked space of 914 mm., the centre being 13.716 metres from centre of plugs.

Second length (same measurement etc. as first length) doubled and coupled in the centre of the 27.432 metre to 54.864 metre section of track. Couplings to be placed in the centre of a marked space of 914 mm., the centre being 41.148 metres from centre of plugs. The branch shall be placed in an upright position on the right-hand side of the hose and 230 mm. from the centre of couplings with its lead facing the plug line. A 19mm diameter orifice branch to be used.

Four competitors to run, starting 3.658 metres from the centre line of plugs, remove plug cover and cap, set hydrant, break No 1 coupling, attach to hydrant, break No 2 coupling, couple No 1 hose to No 2 hose at the 27.432 metre line, fix branch to No 2 hose and hit disc with water. Branch must be forward of the 54.864 metre line when water hits disc.

All equipment to be supplied by the Association with brigades to use own hydrant unless otherwise provided.

## **RULE 62.**

### **WET HOSE FOUR COMPETITORS STRIKING ONE DISC TWICE**

The track will be marked 27.432 metres forward from the centre line of the plugs. A disc shall be fixed 4.572 metres forward of the 27.432 metre mark and its centre shall be 3.658 metres above the track surface.

There shall be two 28 metre lengths of 38mm diameter wet hose both with 64mm couplings. The hoses shall be laid side by side 914mm apart with the plug being the centre point of the distance between the hoses. To assist brigades with the correct positioning of the two hoses, both hoses should be laid out to their full length and the end of the branch should extend 300mm past the branch line.

One 28 metre length of hose (No. 1) is to be positioned on the right side of the track looking towards the disc from the plug line and will be drained, doubled, coupled and the coupling placed in the centre of a marked space of 914mm, the centre being 13.716 metres forward of the centre of the plug.

A branch shall be placed in an upright position on the right side of the hose and 230mm from the centre of the couplings, with its lead facing the plug line. A 19mm diameter orifice branch to be used.

The other 28 metre length of hose (No. 2) is to be positioned on the left side of the track and will be drained, doubled, coupled and the couplings placed in the centre of a marked space of 914mm, the centre being 21.432m forward of the centre of the plug.

A branch shall be placed in an upright position on the right side of the hose and 230mm from the centre of the couplings with its lead facing the plug line. A 19mm diameter orifice branch to be used.

All equipment to be supplied by the Association with brigades to use own hydrant unless otherwise provided.

Four competitors to run, starting 3.658 metres from centre line of plugs, remove plug cover and cap, set hydrant, break No 1 coupling, attach to hydrant, fix branch and hit disc with water, break No 2 coupling, remove No. 1 length of hose from hydrant, attach No. 2 length of hose to hydrant after the disc has been struck with water from No 1 length of hose, fix branch to No 2 hose and hit disc with water.

Branches must be forward of the 27.432 metre line when water hits disc.

The provisions of Rule 27 (a) must be complied with.

## **RULE 63.**

### **HOSE AND REEL FOURS EVENT**

Four competitors from each brigade to run 9.144 metres to reel and then with reel and appliances 59.436 metres to plug, fix hydrant, run out one length of wet hose, attach to hydrant, fix branch, throw water and hit disc. Each reel must carry not less than 39.432 metres of hose including dummy length.

## **RULE 64.**

### **HOSE AND REEL SIXES EVENT**

Six competitors from each brigade to run 9.144 metres to reel and then with reel and appliances 82.296 metres to plug, fix hydrant, run out first length of hose, attach to hydrant and break coupling, fix branch, throw water and hit disc; run out second length of hose, remove cap, fix coupling to hydrant and fix branch, throw water and hit disc. Both lines of hose to be run in the same direction and not crossed at completion of run. Each reel to carry at least 66.864 metres of hose, including dummy length.

The first disc must be struck with water before the cap is removed from the hydrant.

NOTE: Refer to Rule 27 (g) re marking of slack hose.

**RULE 65.**

**HOSE AND REEL EIGHTS EVENT**

With the exception that eight competitors comprise the team, the conditions shall be the same as in the Hose and Reel Sixes Event.

**EVENT 66.**

**HOSE AND LADDER EIGHTS EVENT**

Eight Competitors from each brigade to run 9.144 metres to reel and then with reel and appliances 82.296 metres to plug, fix hydrant, run out one length of wet hose, break couplings, fix coupling and branch, raise ladder against platform. Ladder competitor to ascend ladder with hose and, while standing on platform WITH FEET CLEAR OF LADDER, throw water and hit disc 914 mm. in diameter. Ladder competitor to be holding branch when water hits disc. The ladder must be thrown to be between the inside edge of two white lines marked on the padding at the top of the ladder staging 1600mm apart, before the ladder can be climbed. If a ladder competitor commences to climb a ladder positioned outside the two white lines it will lead to disqualification of the team. The ladder to be placed by the officials in a marked position on the ground with its foot 2.150 metres from the plumb line of front edge of platform. Any competitor allowing hose or branch to fall from the platform or ladder will cause disqualification of their team. The wet length of hose may be tested on the ground by the officials after the run is completed, and must measure not less than 27.432 metres in accordance with the General Conditions. The reel must be past the plug in a forward direction before the water hits disc. Each team must lay ladder at the foot of the platform after its run.

Not less than 39.432 metres of hose, including dummy length, to be carried on reel. The floor of platform to be 6.1 metres above the ground. To be run against time. Competitors throwing ladder may run direct from start to ladder. The centre of the base of the ladder shall be placed in the centre of lane and 17.3 metres from plug line.

NOTE: Refer to Rule 27 (g) re marking slack hose.

NOTE: It will be deemed a Miss if a competitor runs across or stands on a safety mat.

**RULE 67.**

**HOSE AND LADDER FIVES EVENT**

With the exception that five competitors comprise the team, and that the ladder be fixed permanently throughout this event, the conditions shall be the same as in the Hose and Ladder Eights Event.

NOTE: It will be deemed a Miss if a competitor runs across or stands on a safety mat.

**RULE 68.**

**‘Y’ COUPLING AND LADDER EIGHTS EVENT**

For this event the track shall be marked at 27.432 metres and 54.864 metres respectively from the plugs, measuring forward in the direction of the run.

A disc shall be fixed in a convenient position 3.66 metres high and 4.572 metres past the 27.432 metre line, and in a similar position past the 54.864 metre line. Eight competitors from each brigade to run 9.144 metres to reel and with reel and appliance 27.432 metres to plug, fix hydrant, run out first length of wet hose, attach to hydrant, break coupling, fix branch, throw water, strike first disc, run out second length of hose, disconnect branch, couple first and second lengths of hose together, break third coupling, fix branch, throw water and strike second disc.

(Some portion of the first and second branches to be forward of the 27.432 metre and 54.864 metre lines respectively when the water hits the disc).

**THE FIRST AND SECOND LENGTHS MUST NOT BE BROKEN UNTIL WATER STRIKES SECOND DISC AT 54.864 METRE LINE;** then break couplings between first and second lengths of hose, insert 'Y' coupling with third length of hose, fix branch, ladder competitor ascend ladder with third length of hose and whilst standing on the platform with feet clear of the ladder, to throw water and hit disc. Ladder competitor to be holding branch when water hits disc. Ladder to be fixed permanently throughout the event. Hydrant must be manned at all times. Each reel will be fitted with a securely affixed flat hose tray into which three continuously coupled lengths of hose must be flaked. Each hose will measure not less than 27.432 metres.

**Note:** Only the first coupling may be removed manually from the tray or coupling holder on reel. The second and third couplings and third length male coupling must not be manually removed from the tray, and **MUST** progressively drop from the tray in a single flake from the hydrant onwards until all hose has been laid out; if more than a single flake comes off the tray at the same time, it will be deemed a Miss.

The reel must be stationary before the pole is lowered towards the track after passing the second disc line.

The centre of the base of the ladder shall be placed in the centre of the lane and 45.31 metres from the plug line.

**Special Conditions:** Water allowed to enter second length before breaking first coupling, but first disc must be struck **BEFORE WATER SHOWS FROM SECOND LENGTH.**

**NOTE:** It will be deemed a Miss if a competitor runs across or stands on a safety mat.

## **RULE 69.**

### **DISABLED HOSE AND REEL SIXES EVENT**

For this event, the track shall be marked at 27.432 metres and 54.864 metres respectively from the plugs, measuring forward in the direction of the run; a disc shall be fixed in a convenient position 3.66 metres high and 4.572 metres past the 54.864 metre line.

Six competitors from each brigade to run 9.144 metres to reel, and with reel and appliance 27.432 metres to plug, fix hydrant, run out two lengths of wet hose in one line not less than 54.864 metres fix branch and strike the disc with water (branch must be forward of 54.864 metre line when water hits disc).

Coupling must not leave the drum until past the 21.33 metre line. Run off from reel a third length of hose, disconnect the length between the hydrant and first coupling, connect the third length in place of the length taken out and again strike disc with water.

Centre coupling need not necessarily be over 27.432 metres line on completion of run, but judges have the right to call for a measurement of any length of hose.

Reel to carry three lengths of hose not less than 82.296 metres rolled on singly and each length to measure not less than 27.432 metres, coupled together. The first length off the reel is to be deemed the length to become disabled and is to be replaced with the third length off the reel.

## **RULE 70.**

### **HOSE, HYDRANT AND PUMPER EVENT – FOUR COMPETITORS**

#### **APPLIANCE:**

An approved Type Three Medium Pumper with a service hydrant with the lugs wound down; a 7.5 metre length of rolled suction hose with both couplings out is placed in off side locker 4; two 15 metre 38mm flaked delivery hoses with external lug couplings and shutoff branches fitted - the first delivery line is in the rear off side locker and the second delivery line is in the rear near side locker.

The rear of the appliance will face the plug and discs and positioned 7.316 metres from the pump inlet to centre of plug. Appliance engine to be idling and park brake applied. The branch line is 7.316 metres and the disc line 11.887 metres from the centre of the plug.

#### **EQUIPMENT:**

Service Hydrant, Two 15m x 38mm Duraline hoses fitted with external couplings, one 7.5m x 64mm Duraline Suction hose fitted with C.F.A. 3 threads per inch couplings and two multi purpose pistol grip branches.

#### **DRILL PROCEDURE:**

Four competitors starting from the start line marked at the front of the Appliance 15m from the centre of the plug line.

#### **HYDRANT COMPETITOR:**

Take the hydrant off hydrant stand and set in plug. After the hydrant has been set in the plug and hose coupled, the hydrant competitor or the coupler who couples the soft suction to the hydrant, may turn the water on and signal “water on” once the competitor has commenced to turn the hydrant spindle. These competitors can then perform other tasks.

#### **PUMP OPERATOR:**

Open Tank Supply Valve. Open No 3 delivery valve. Remove plug from one of the four female coupling inlets of the pump and insert male coupling of soft suction hose. Open the suction valve. **THIS CAN ONLY BE DONE AFTER THE WATER ON SIGNAL HAS BEEN GIVEN.** Close Tank Supply Valve. Open No 2 delivery valve.

The pump operator may connect or tighten couplings during the run.

Close down the pump at the completion of run. (ALL VALVES MUST BE CLOSED SLOWLY - THIS IS NOT A JUDGING POINT).

The Pump Operator is identified by the Judge as the competitor who initially opens the tank supply valve or removes the plug from one of the four female coupling inlets.

**OTHER COMPETITORS:**

To couple, run out hoses and branches as their team requires.

**CONDITIONS:**

Water supply in first delivery hose may be turned off after the first disc has been struck.

Discs must be hit with water in correct sequence i.e. No 1 disc – first delivery hose and No 2 disc – second delivery hose.

(IF WATER ENTERS A HOSE WHILE THAT HOSE IS IN THE HOSE TRAY THIS DOES NOT CONSTITUTE A MISS.)

All lockers in use will be open at the start of the event and left open at all times.

Hose trays are not to be physically fully or partially removed during the run. (Charged hose lines may remove the hose tray during the run, this is not a miss.)

Pump to be governed by the Championships Coordinator to approximately 650 kpa. When rolling the soft suction from the centre the female coupling is to be placed on top with the lead of the male coupling facing up. The soft suction is to be stored in locker offside No 4 with the male coupling on the outside.

The door of the locker will be locked open and the soft suction placed in an accessible position with the couplings facing outward and the hose resting on the floor of the locker.

**POSITIONING OF HYDRANT:**

The hydrant will be mounted on a competition hydrant stand one metre (1m) forward of the start line on the near (passenger) side with a clearance from the side of the pumper (or mirrors) of 1800mm. The hydrant stand can be adjusted in height to suit the competitor and the competitor may advise judge on direction of the head of hydrant.

Water supply for this event must be between 4 and 6 seconds through a 27.432 metre length of competition hose.

**RESOURCES FOR PUMPER EVENT:**

4 x Bottom short plastic hose bins

4 x 15m x 38mm E.L. Coupled Duraline Hoses

2 x Service Hydrants

2 x 32mm gal. long radius male and female bends

2 x 65mm diameter x 7.5m in length, duraline soft suction hoses

2 x shut off branches

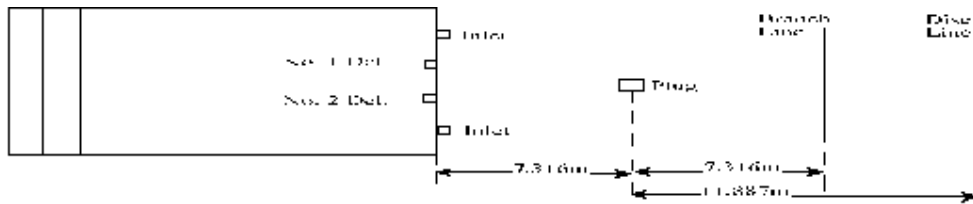
1 x Bottom plug and top cap for plug

Hose Winder. (Soft Suction Hose)

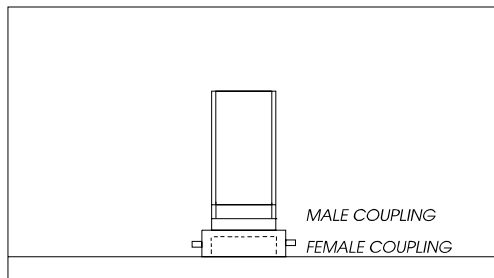
Mark delivery hoses to locate in hose bin.

Mark couplings to prevent over tightening when stowed in hose bin for consistency.

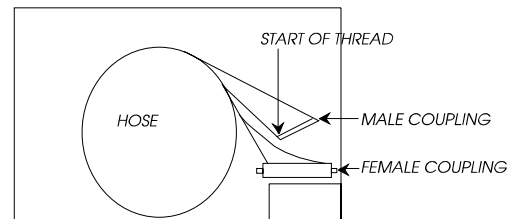
## LAYOUT OF EVENT



## STORAGE OF SOFT SUCTION



**LOCKER FRONT ELEVATION**



**LOCKER END ELEVATION**

### RULE 71.

### PUMPER AND LADDER – 5 COMPETITORS

**APPLIANCE:** An approved Type Three Medium Pumper with a service hydrant with the lugs wound down; a 5.5 metre length of rolled suction hose with both couplings out is placed in off side locker 4; two 30 metre 38mm flaked delivery hoses with external lug couplings and shutoff branches fitted, will be located in the rear off side locker and the second delivery line in the near side rear locker.

The rear of the appliance will face the plug and discs and positioned 5.32 metres from the pump inlet to centre of plug. Appliance engine to be idling and park brake applied. The branch line is 21.34 metres (yellow 70 feet line) and the disc line 32 metres from the centre of the plug. The ladder staging is 16.00 metres from the centre of the plug.

**EQUIPMENT:** Service Hydrant, Two 30m x 38mm Duralon hoses fitted with external lug couplings, one 5.5 metre x 64mm Duralon Suction hose fitted with C.F.A. 3 threads per inch couplings and two shutoff branches set at 230 litres per minute. The shut off branch which is carried up the ladder has the pistol grip removed. Ladder harness.

**DRILL PROCEDURE:** Five competitors starting from the start line marked at the front of the Appliance 13 metres from the centre of the plug line.

The object of this event is to extinguish fires on the ground floor and second storey of a two storey building. A crew of five firefighters working as a team, use hydrant water relayed through the pump, via two delivery hose lines and one ladder to the elevated position. Time is taken when the second water stream strikes the finish target on ladder staging.

Firefighter number 1: On start command move to off side hose locker number 4 and collect one 5.5 metre length of 64mm rolled duraline hose (on bite), bowl out hose, place male end at rear of appliance and take female end to stand pipe and couple to standpipe (alternatively the hose can be coupled by another firefighter), move to base of ladder staging and assist ladder competitor with hose.

Firefighter number 2: Move to rear of appliance remove plug from one of four female coupling inlets and insert male coupling. Open pump inlet valve after WATER ON signal, close tank to pump valve, and open number three delivery valve, open number two delivery valve. First disc (ground level) must be struck prior to second disc (ladder staging).

Firefighter number 3: On start command move to rear of appliance, retrieve coupling from off side rear locker, couple to delivery number 3 and return to locker, remove all flaked hose and branch, move to branch line, open branch and strike target.

Firefighter number 4: On start command move to rear of appliance, retrieve coupling from nearside rear locker, couple to delivery number 2 and return to locker, remove all flaked hose and branch, move to ladder with hose attached to ladder harness and ascend ladder, open branch, and strike target.

Firefighter number 5: On start command take hydrant off hydrant stand and set in plug. After the hydrant has been set in the plug and hose coupled, signal “water on” once competitor has commenced to turn hydrant spindle.

**CONDITIONS:** Discs must be hit with water in correct sequence i.e. No 1 disc – first delivery hose (off side rear locker) and No 2 disc – second delivery hose (near side rear locker). (IF WATER ENTERS A HOSE WHILE THAT HOSE IS IN THE HOSE TRAY THIS DOES NOT CONSTITUTE A MISS.) All lockers in use will be open at the start of the event and left open at all times. Hose trays are not to be physically fully or partially removed during the run. (Charged hose lines may remove the hose tray during the run, this is not a miss.) Pump to be governed by the Championships Coordinator to approximately 650 kpa. When rolling the soft suction from the centre the female coupling is to be placed on top with the lead of the male coupling facing up. The soft suction is to be stored in offside No 4 locker with the male coupling on the outside. The door of the locker will be locked open and the soft suction placed in an accessible position with the couplings facing outward and the hose resting on the floor of the locker.

#### POSITIONING OF HYDRANT:

The hydrant will be mounted on a competition hydrant stand one metre (1m) forward of the start line on the near (passenger) side with a clearance from the side of the pumper (or mirrors) of 1800mm.

The hydrant stand can be adjusted in height to suit the competitor and the competitor may advise judge on direction of the head of hydrant.

Water supply for this event must be between 4 and 6 seconds through a 27.432 metre length of competition hose.

#### RESOURCES FOR PUMPER EVENT:

4 x Bottom short plastic hose bins

4 x 30 metre x 38mm External Lug Coupled Duralon Hoses

2 x Service Hydrants

2 x 32mm gal. long radius male and female bends fitted with an External Lug coupling

2 x 64mm diameter x 5.5 metres in length, duralon soft suction hoses

2 x shut off branches (one must be Protek style 361 or equivalent) – pistol grip removed from branch carried up ladder.

1 x Bottom plug and top cap for plug

Hose Winder. (Soft Suction Hose)

Mark delivery hoses to locate in hose bin.

Collars fitted with External Lug couplings to suit cradle ladder harness and D type ladder harness.

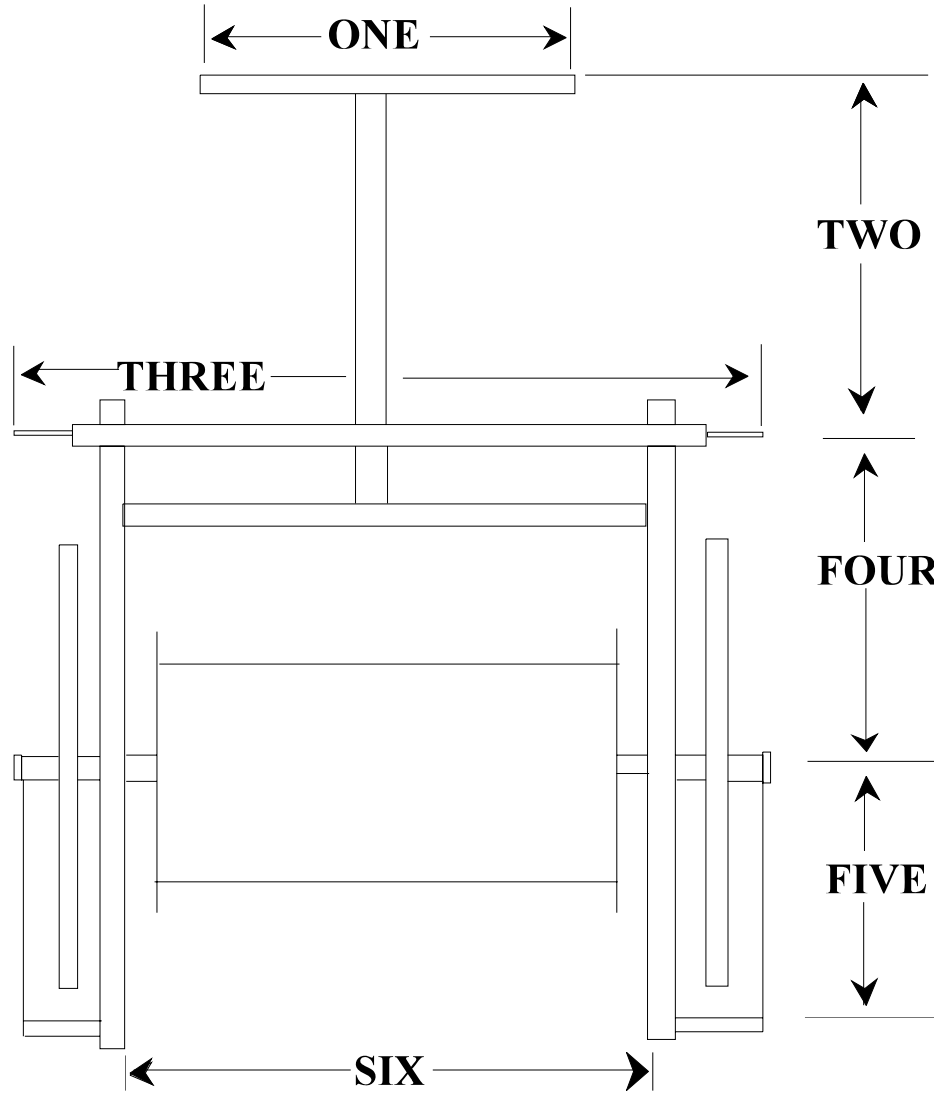
## LIST OF ASSOCIATION SPECIFICATIONS

	Drawing No.
Track - General Arrangement (Long and Short)	1
Competition Ladder	2
Ring Main Arrangement	3.1
Plug Pit Cover and Surround	3.2
Orifice Plates	3.3
Competition Lugs	3.4
Ladder Stand General Arrangement	4.1
Ladder Stand Structure	4.2
Ladder Stand Modifications	4.3
Pump System General Arrangement	5.1
Pump System Tank & Pipework Details	5.2
Branch Inspection Gauge	6
Marshall Track (Wet and Dry Plug)	7.1
Plug Box Dry Marshall Track	7.2
Hydrant	8
Branch	9.1
'Y' Dividing Breeching Piece	11
Male Coupling - Long Tail	12.1
Male Coupling 12.2	
Female Coupling	12.3
Female Coupling Thread Ring	12.4
Back Cap	12.5

**ATTACHMENT 'A'**

**VICTORIAN URBAN FIRE BRIGADES' ASSOCIATION**

SPECIFICATIONS - COMPETITION REELS - APPROVED 29/3/87  
 ALL MEASUREMENTS IN 'MM'



**ONE:**  
 MAX. WIDTH - 1000  
 MIN. WIDTH - 750

**FOUR:**  
 MAX. LENGTH - 1000  
 MIN. LENGTH - 800

**TWO:**  
 MAX. LENGTH - 1100  
 MIN. LENGTH - 800

**FIVE:**  
 MAX. LENGTH - 1000  
 MIN. LENGTH - 750

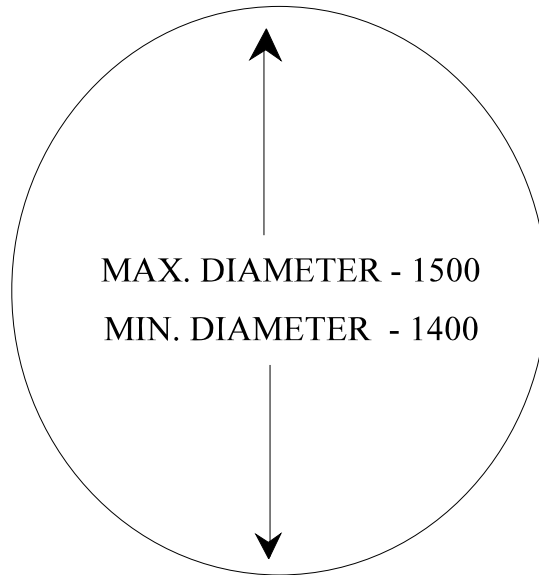
**THREE:**  
 MAX. WIDTH - 1650  
 MIN. WIDTH - 1400

**SIX:**  
 MAX. WIDTH - 1100  
 MIN. WIDTH - 950

ALL MEASUREMENTS IN 'MM'

**SEVEN:**

**WHEELS:**



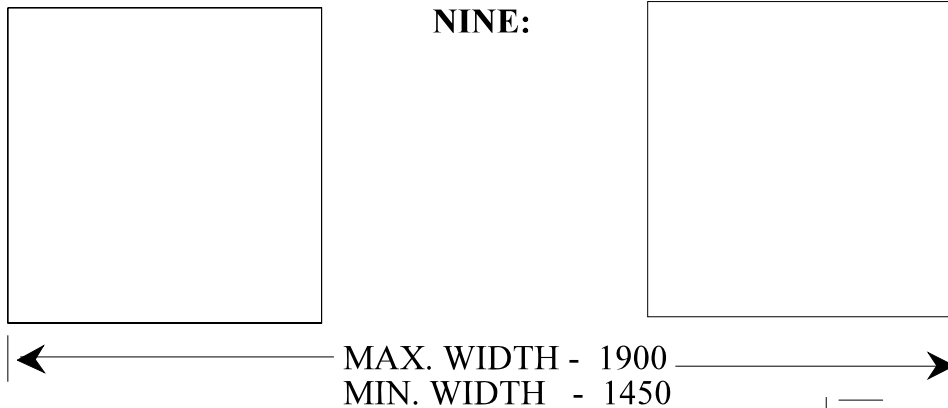
**EIGHT:**

**AXLE:**



**REAR FRAME WORK:**

**NINE:**



**DRUM:**

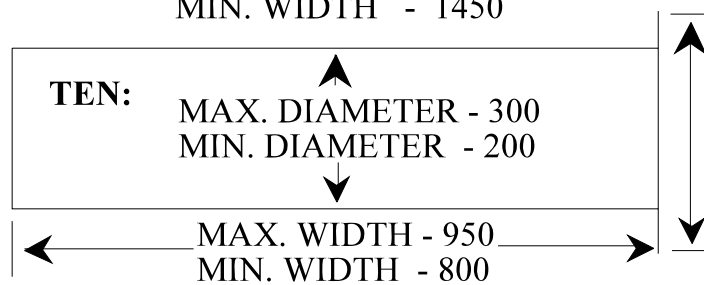
**TEN:**

MAX. DIAMETER - 300  
MIN. DIAMETER - 200

**ELEVEN:**

MAX. DIA - 750  
MIN. DIA - 650

**TWELVE:**



**ATTACHMENT 'B'**  
**MARSHALL EVENTS**

Rules applicable to coupling positions at marked space of 914 mm.

Rulings to be read with sketch of coupling positions numbered 1 to 13.

- a) Connected coupling position No 1 is a **miss** due to the threaded part of the male coupling being on the line.
- b) Male coupling No 2 is **all clear** due to all the threaded part being in the marked space of 914 mm.  
**Note:** Coupling tail on the line is not a **miss**.
- c) Male coupling No 3 is a **miss** due to threaded part of coupling being on the line.
- d) Male coupling No 4 is a **miss** due to threaded part of coupling being on the line.
- e) Male coupling No 5 is a **miss** due to all the threaded part being outside the line.
- f) Male coupling No 6 is a **miss** due to part of thread being on the line.
- g) Connected coupling No 7 is **all clear** as both threaded parts of male and female are in the marked space of 914 mm.
- h) Connected coupling No 8 is **all clear** as both threaded parts of male and female are in the marked space of 914mm.  
**Note:** The knob of the female coupling, and its tail being on the line does not constitute a miss.
- i) Female coupling No 9 is **all clear** as all the threaded part is in the marked space of 914 mm.
- j) Female coupling No 10 is a **miss** as the threaded part is on the line.
- k) Female coupling No 11 is a **miss** as all the threaded part is outside the line.
- l) Female coupling No 12 is **all clear** as all threaded part is in the marked space of 914 mm.  
**Note:** The knob and tail being on the line does not constitute a miss.
- m) Female coupling No 13 is a **miss** due to the threaded part being on the line.

**NOTE:** These interpretations, 1 to 13 inclusive also apply to the threaded parts of the 'Y' and couplings attached thereto.

# MARSHALL EVENTS

## Interpretation of Rules Applicable to Marked Space of 914 mm

